

CT 100



CT 100

Bajaj Auto Limited
Akurdi Pune 411 035 India
Tel +91 20 27472851
Fax +91 20 27407385
www.bajajauto.com
CIN L65993PN2007PLC130076

Spare Parts Catalogue

LATEST REVISION IS AVAILABLE ON PORTAL CLICK FOR [DOWNLOAD](#) 



All information contained in this manual is based on the latest product information at the time of publication. Bajaj Auto Limited accepts no liability for any inaccuracies or omissions in this publication, although every possible care has been taken to make it as complete and accurate as possible. All procedures and specifications subject to change without prior notice. The right is reserved to make such changes at any time without prior notice and without incurring an obligation to make such changes to product manufactured previously. Contact your authorized Bajaj Dealer for the latest information on product improvements incorporated after this manual was issued.

DOC. NO.: 71112164

REV. 08, NOV. 16

Copy rights : All rights reserved. No part of this publication may be reproduced, stored in a retrieval system, Or transmitted in any form or by any means, electronic mechanical photocopying, recording or otherwise, without the prior written permission of Bajaj Auto LTD.

We have pleasure in presenting the Spare Parts Catalogue for 'CT 100' & 'CT 100B' Motorcycle. This catalogue has been specially designed to assist you in selecting the correct parts for procurement to maintain 100% availability.

The Bajaj spares are subjected to the stringent quality control standards to ensure longer life of the vehicle. It is therefore necessary that only the Genuine Bajaj Spares are used.

In a continual effort to improve Performance and Efficiency of the vehicles, Specifications, Diagrams, Illustrations and Part Numbers can change without notice. Consequently, the description in this Spare Parts Catalogue cannot therefore be final and binding on us.

The modifications / alterations which are carried out after the issue of this catalogue, will be conveyed to you through our Service Circulars. You are requested to make necessary corrections in the Parts Catalogue as per the circulars so as to keep your catalogue up-to-date. This will ensure the appropriate and speedy delivery of the Spare Parts as the order placed will bear the latest part numbers.

In case, if you need any technical assistance contact the concerned Regional Office or write to us on the following address :

Bajaj Auto Limited

Service Department

Akurdi, Pune 411 035 India

1. How to Read the Catalogue : Open the catalogue and from the pictorial index locate the group in which the part you want to find is present. Turn over to the concerned page number (as given by pictorial index). Now find out the figure of the part you wish to order. Write down the part number against that particular figure number from the text.

In case, if you have the part number and you need the other details, the part index can be used. The part index (at the end of the catalogue) will give you the figure and page number of the part you wish to order.

2. How to Order Spare Parts : The part number and the description of the part required should be invariably mentioned in the order as per the catalogue text.

The latest part number as conveyed through our service circulars should only appear on the order. In case of ordering painted components, colour shade of the components should be mentioned.

The quantity shown against the part number is the quantity per vehicle for that group so that particular quantity should be multiplied by the number of sets required.

3. Part Number System : We have used 8 digit system for part numbers. The model or hardware item is indicated by first two digits or alphanumeric, the next two or four digits indicate main group and the last four or two digits indicate serial number in main group or serial number or subgroup of fastener respectively. Thus the part numbers will be indicated by 2-2-4 or 2-4-2 digit system. Understanding this system will enable you to identify the spare parts easily.

4. Abbreviations : The following abbreviations are used in this catalogue.

Assly	Assembly	V	Volts
N.I.	Not illustrated	W	Watts
C'case	Crankcase	Accl.	Accelerator
Cyl	Cylinder	Comp.	Complete
O/s	Over size	Fr.	Front
RR	Rear	Std.	Standard
L	Length	A/t.	Alternate
R.H.	Right hand	L.H.	Left hand
Hex.	Hexagonal	AR	As required

Plate No.	Description	Page No.
1	Cylinder Head	2
2	Valve	4
3	Camshaft / Tensioner	6
4	Cylinder and Piston	8
5	Crankshaft	10
6	Transmission	12
7	Change Drum / Shift Fork	14
8	Gear Change Mechanism	16
9	Engine Assly / Crankcase RH	18
10	Crankcase LH	20
11	Oil Pump	22
12	Kick Starter Mechanism	24
13	Cover Clutch	26
14	Cover Magneto	28
15	Clutch Assly	30
16	Carburettor Assembly	32
17	Air Cleaner Complete	34
18	Silencer Assly	36
19	Magneto, C.D.I. & H.T. Coil	38
20	Seat Assly & Mounting	40
21	Engine Mountings	42
22	Frame and Frame Fitting	44
23	Swing Arm / Rear Shock Absorber	46
24	Foot Rest - Rider / Pillion	48
25	Mudguard- Front & Rear	50
26	Stand Assembly	52
27	Tyre / Tube / Rim - (Alloy Wheels)	54
28	Tyre / Tube / Rim - (Spoke Wheels)	56
29	Front Hub - (Alloy Wheels)	58
30	Front Hub - (Spoke Wheels)	60
31	Rear Hub - (Alloy Wheels)	62

Plate No.	Description	Page No.
32	Rear Hub - (Spoke Wheels)	64
33	Rear Brake Pedal	66
34	Handle Bar Assly	68
35	Front Fork	70
36	Petrol Tank, Cap Tank & Gauge Fuel	72
37	Fittings - Petrol Tank, Side Cover & Cover Seat	74
38	Meter Assly	76
39	Control Cables	78
40	Chain Case	80
41	Head Lamp & Fairing	82
42	Round Head Lamp	84
43	Indicator Light Assly	86
44	Tail Lamp Assly / Front No. Plate	88
45	Electrical Equipments	90
46	Tool Kit	92
47	Accessories / Grab Handle	94
48	Painted Parts & Decals	96-98
49	Painted Parts and Decals (CT 100B)	100
	Kits List	101-106
	Part Index	107-118

PLATE NO. : 1
CYLINDER HEAD

PAGE NO.
2

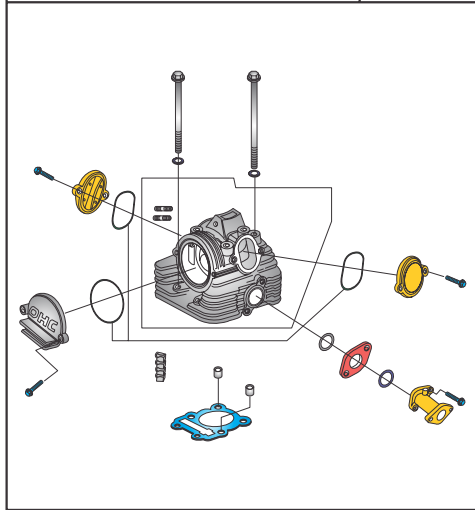


PLATE NO. : 2
VALVE

PAGE NO.
4

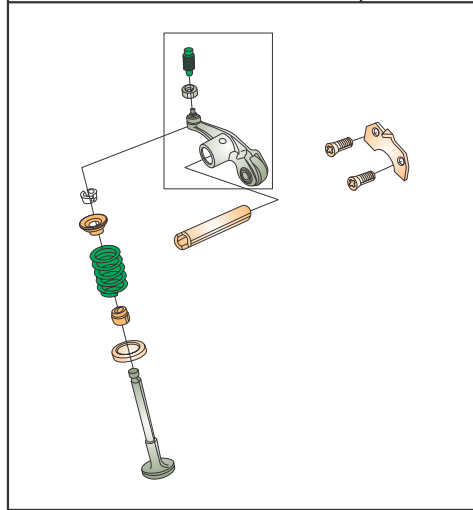


PLATE NO. : 3
CAMSHAFT / TENSIONER

PAGE NO.
6

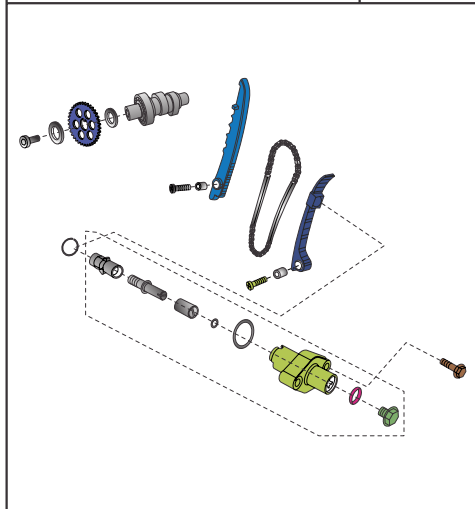


PLATE NO. : 4
CYLINDER & PISTON

PAGE NO.
8

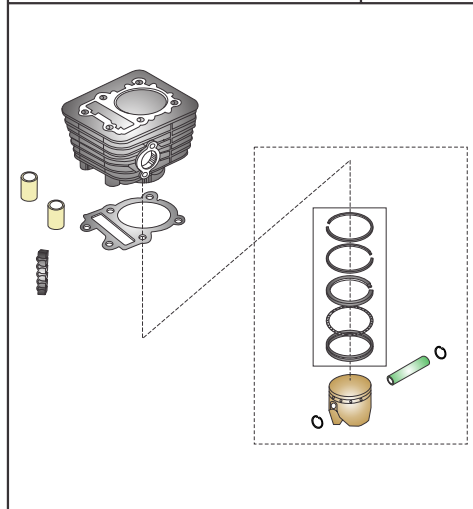


PLATE NO. : 5
CRANKSHAFT

PAGE NO.
10

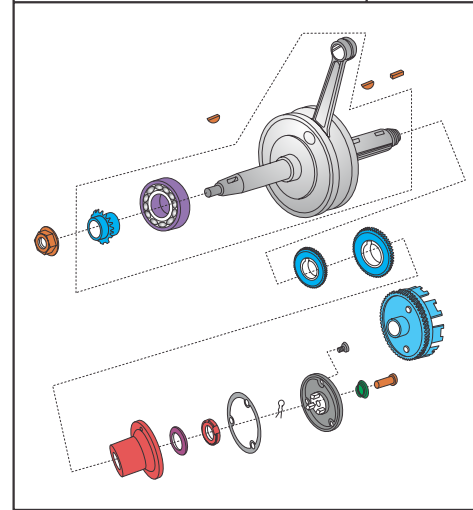


PLATE NO. : 6
TRANSMISSION

PAGE NO.
12

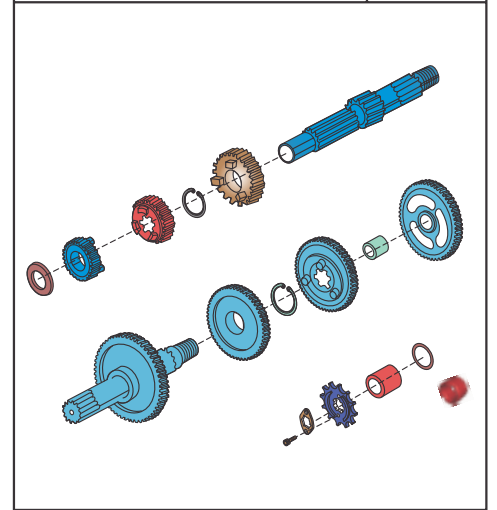


PLATE NO. : 7
CHANGE DRUM / SHIFT FORK

PAGE NO.
14

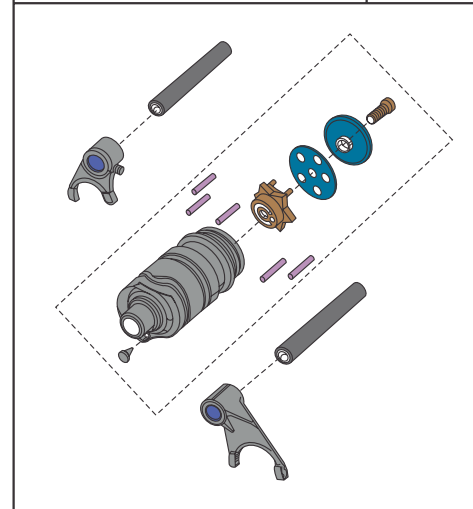


PLATE NO. : 8
GEAR CHANGE MECHANISM

PAGE NO.
16

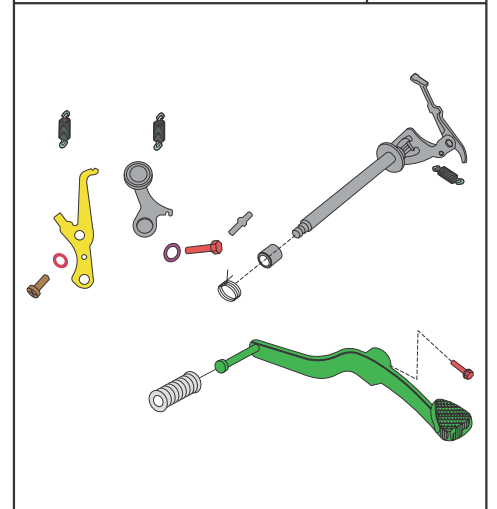


PLATE NO. : 9
ENGINE ASSLY & CRANKCASE RH

PAGE NO.
18

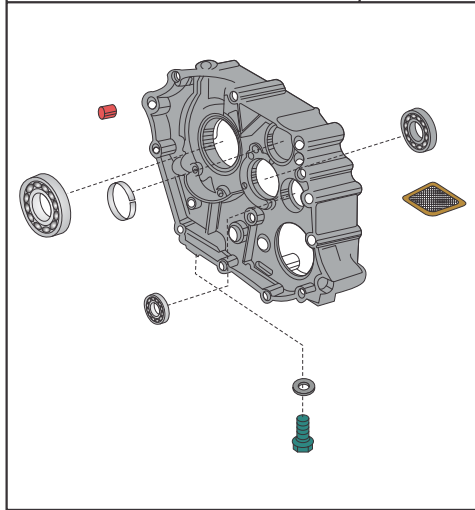


PLATE NO. : 10
CRANKCASE LH

PAGE NO.
20

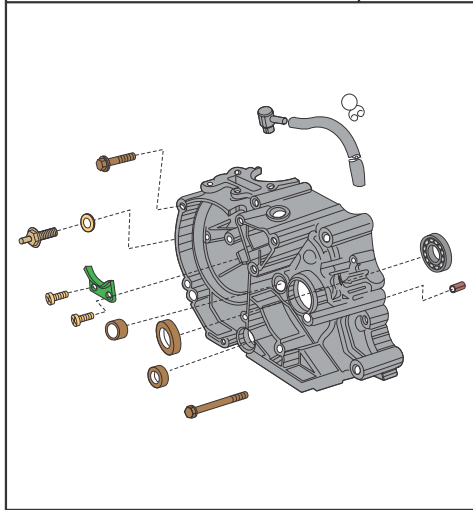


PLATE NO. : 11
OIL PUMP

PAGE NO.
22

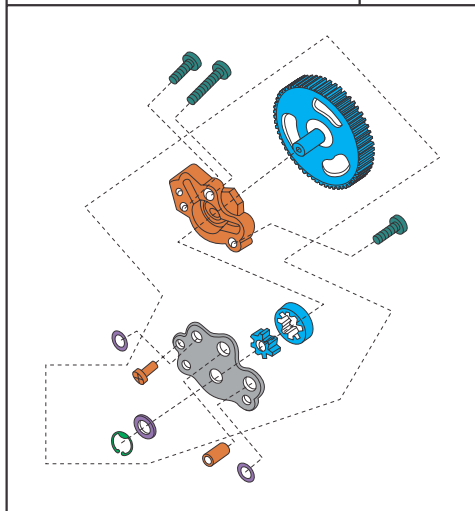


PLATE NO. : 12
KICK STARTER MECHANISM

PAGE NO.
24

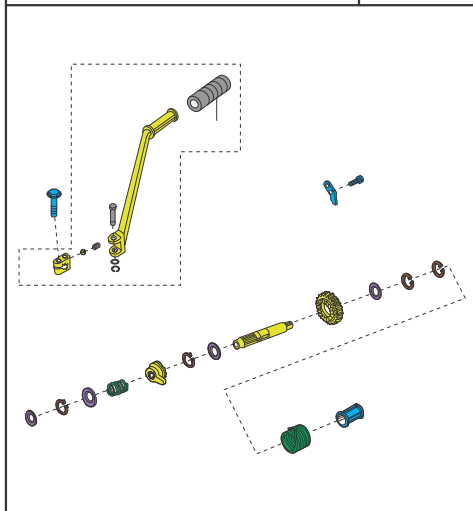


PLATE NO. : 13
COVER CLUTCH

PAGE NO.
26

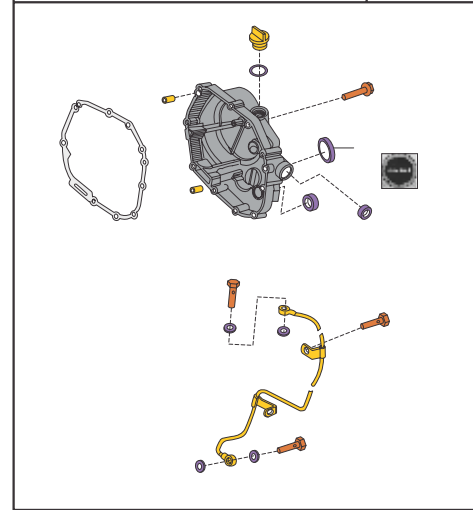


PLATE NO. : 14
COVER MAGNETO

PAGE NO.
28

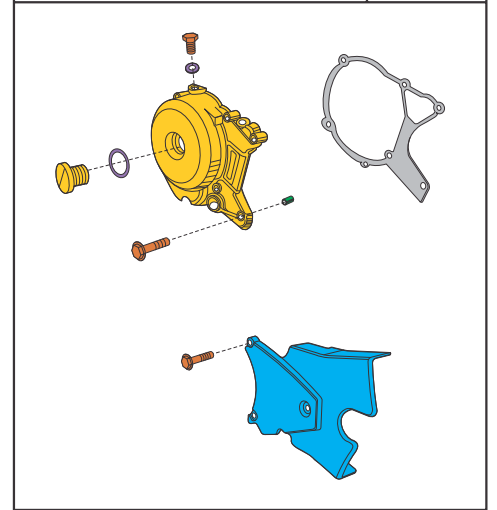


PLATE NO. : 15
CLUTCH ASSLY

PAGE NO.
30

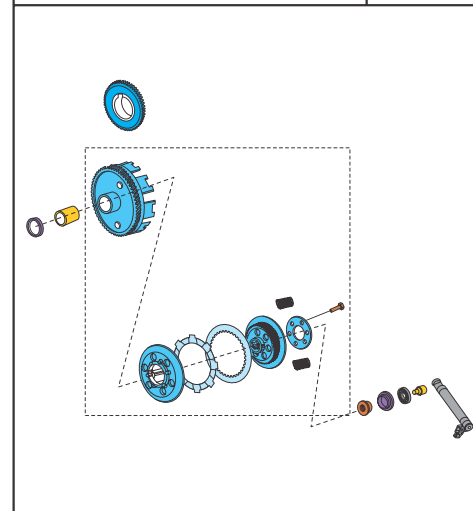


PLATE NO. : 16
CARBURETTOR ASSLY

PAGE NO.
32

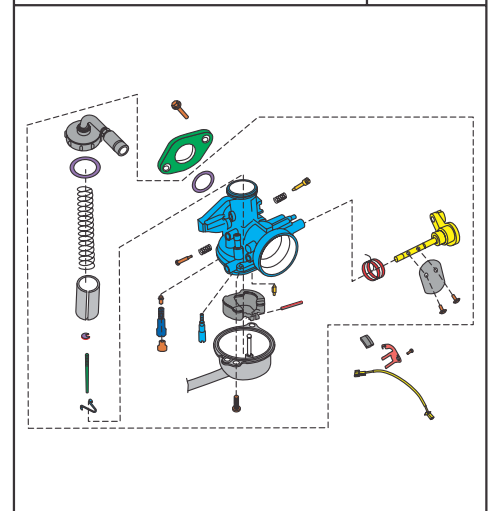


PLATE NO. : 17 AIR CLEANER COMPLETE	PAGE NO. 34
--	----------------

PLATE NO. : 18 SILENCER ASSLY	PAGE NO. 36
----------------------------------	----------------

PLATE NO. : 19 MAGNETO, C.D.I. & H.T. COIL	PAGE NO. 38
---	----------------

PLATE NO. : 20 SEAT ASSLY & MOUNTING	PAGE NO. 40
---	----------------

PLATE NO. : 21 ENGINE MOUNTINGS	PAGE NO. 42
------------------------------------	----------------

PLATE NO. : 22 FRAME & FRAME FITTINGS	PAGE NO. 44
--	----------------

PLATE NO. : 23 SWING ARM/REAR SHOCK ABSORBER	PAGE NO. 46
---	----------------

PLATE NO. : 24 FOOT REST - RIDER / PILLION	PAGE NO. 48
---	----------------

PLATE NO. : 25 MUDGUARD- FRONT & REAR	PAGE NO. 50

PLATE NO. : 26 STAND ASSEMBLY	PAGE NO. 52

PLATE NO. : 27 TYRE/ TUBE / RIM / (ALLOY WHEELS)	PAGE NO. 54

PLATE NO. : 28 TYRE/ TUBE / RIM - (SPOKE WHEELS)	PAGE NO. 56

PLATE NO. : 29 FRONT HUB - (ALLOY WHEELS)	PAGE NO. 58

PLATE NO. : 30 FRONT HUB - (SPOKE WHEELS)	PAGE NO. 60

PLATE NO. : 31 REAR HUB - (ALLOY WHEELS)	PAGE NO. 62

PLATE NO. : 32 REAR HUB - (SPOKE WHEELS)	PAGE NO. 64

PLATE NO. : 33
REAR BRAKE PEDAL

PAGE NO.
66

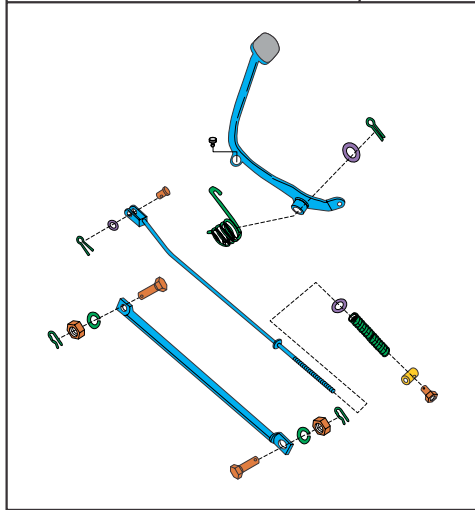


PLATE NO. : 34
HANDLE BAR ASSLY

PAGE NO.
68

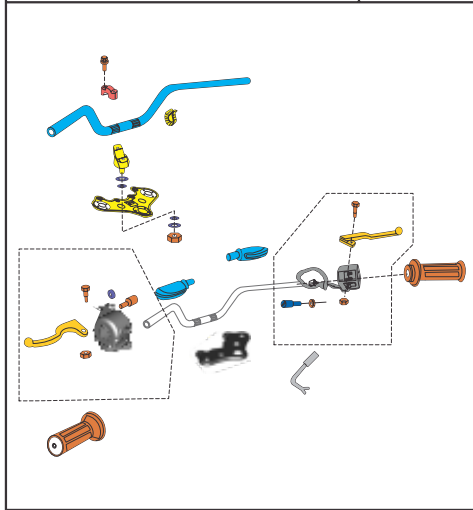


PLATE NO. : 35
FRONT FORK

PAGE NO.
70

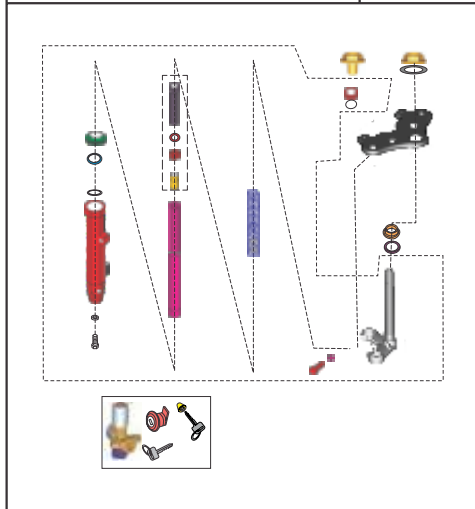


PLATE NO. : 36
PETROL TANK, CAP TANK &
GAUGE FUEL

PAGE NO.
72

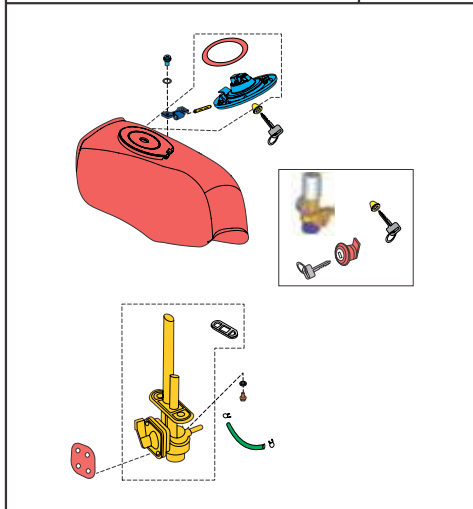


PLATE NO. : 37
FITTINGS - PETROL TANK, SIDE
COVERS & SEAT COWL

PAGE NO.
74

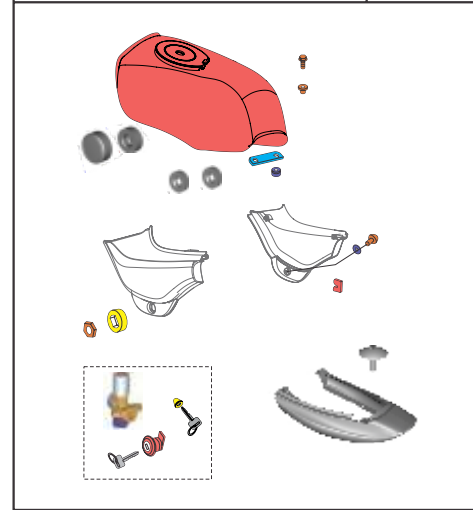


PLATE NO. : 38
METER ASSEMBLY

PAGE NO.
76

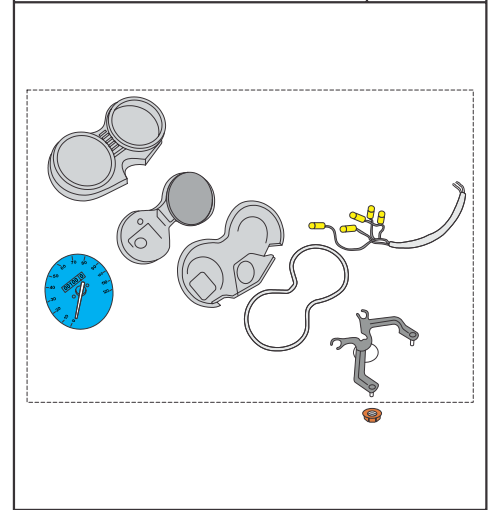


PLATE NO. : 39
CONTROL CABLES

PAGE NO.
78

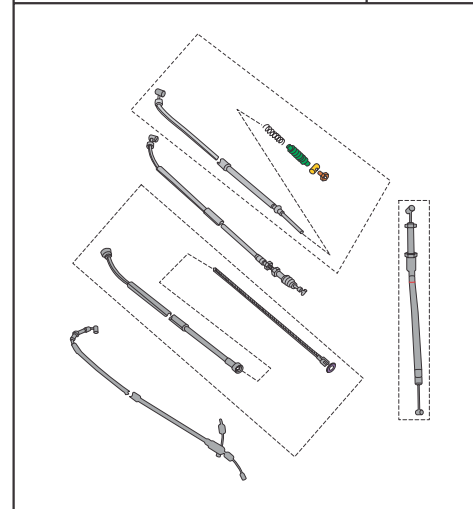


PLATE NO. : 40
CHAIN CASE

PAGE NO.
80

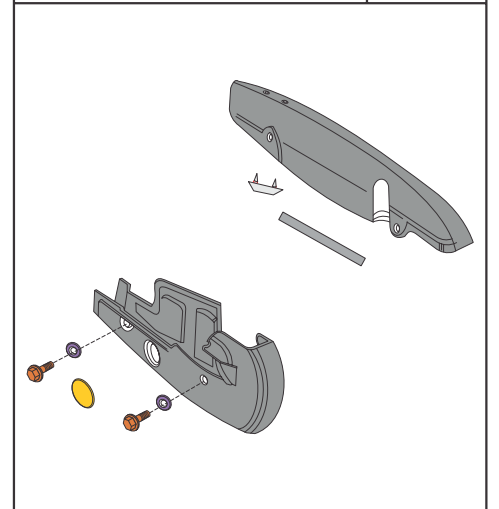


PLATE NO. : 41
HEAD LAMP & FAIRING

PAGE NO.
82

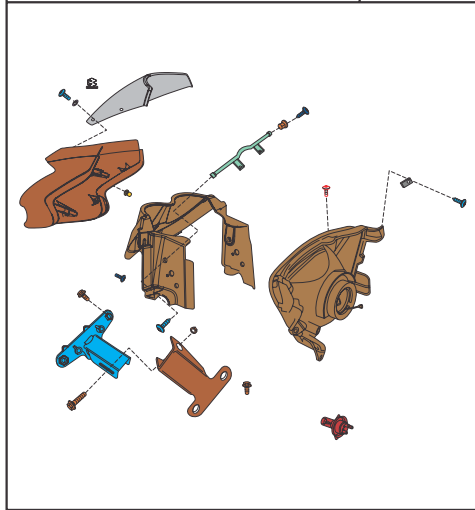


PLATE NO. : 42
ROUND HEAD LAMP

PAGE NO.
84

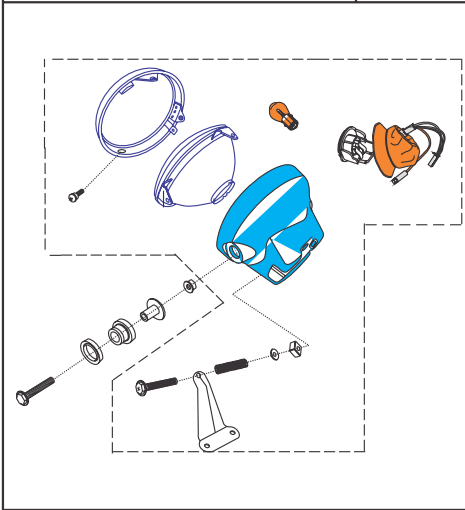


PLATE NO. : 43
INDICATOR LIGHT ASSEMBLY

PAGE NO.
86

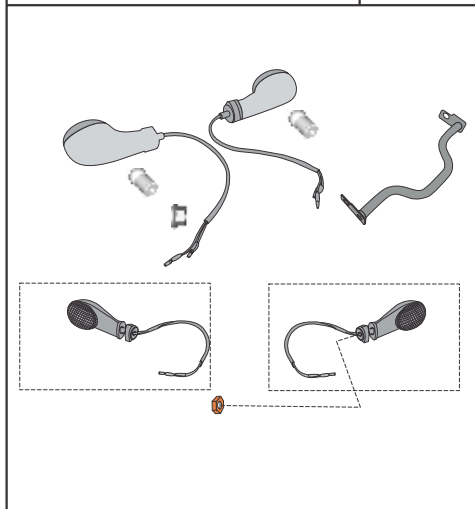


PLATE NO. : 44
TAIL LAMP ASSLY / NUMBER PLATE

PAGE NO.
88

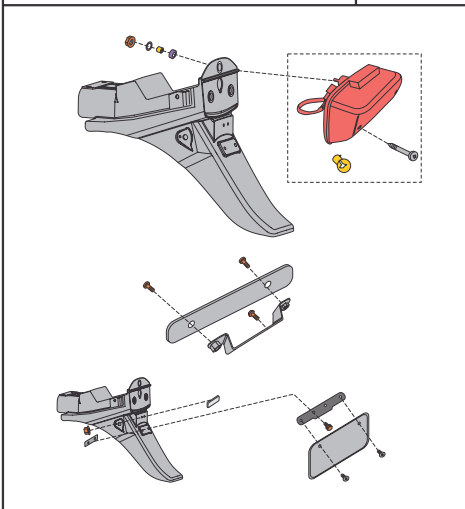


PLATE NO. : 45
ELECTRICAL EQUIPMENTS

PAGE NO.
90

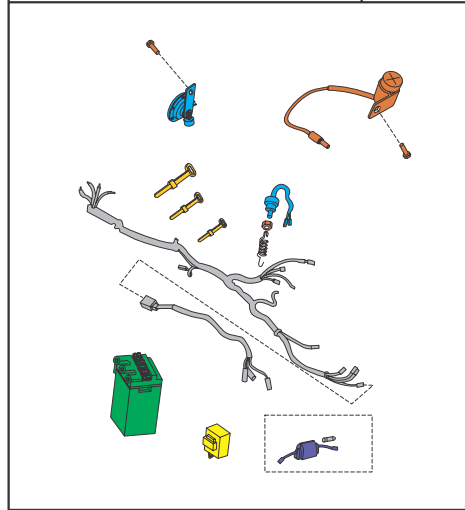


PLATE NO. : 46
TOOL KIT

PAGE NO.
92




PLATE NO. : 47
ACCESSORIES / GRAB HANDLE

PAGE NO.
94

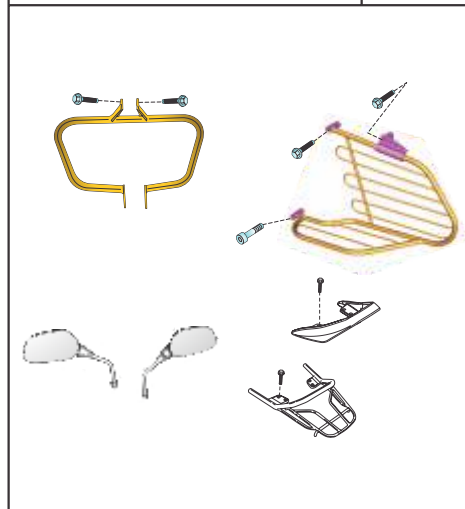


PLATE NO. : 48
PAINTED PARTS & DECALS

PAGE NO.
96-98


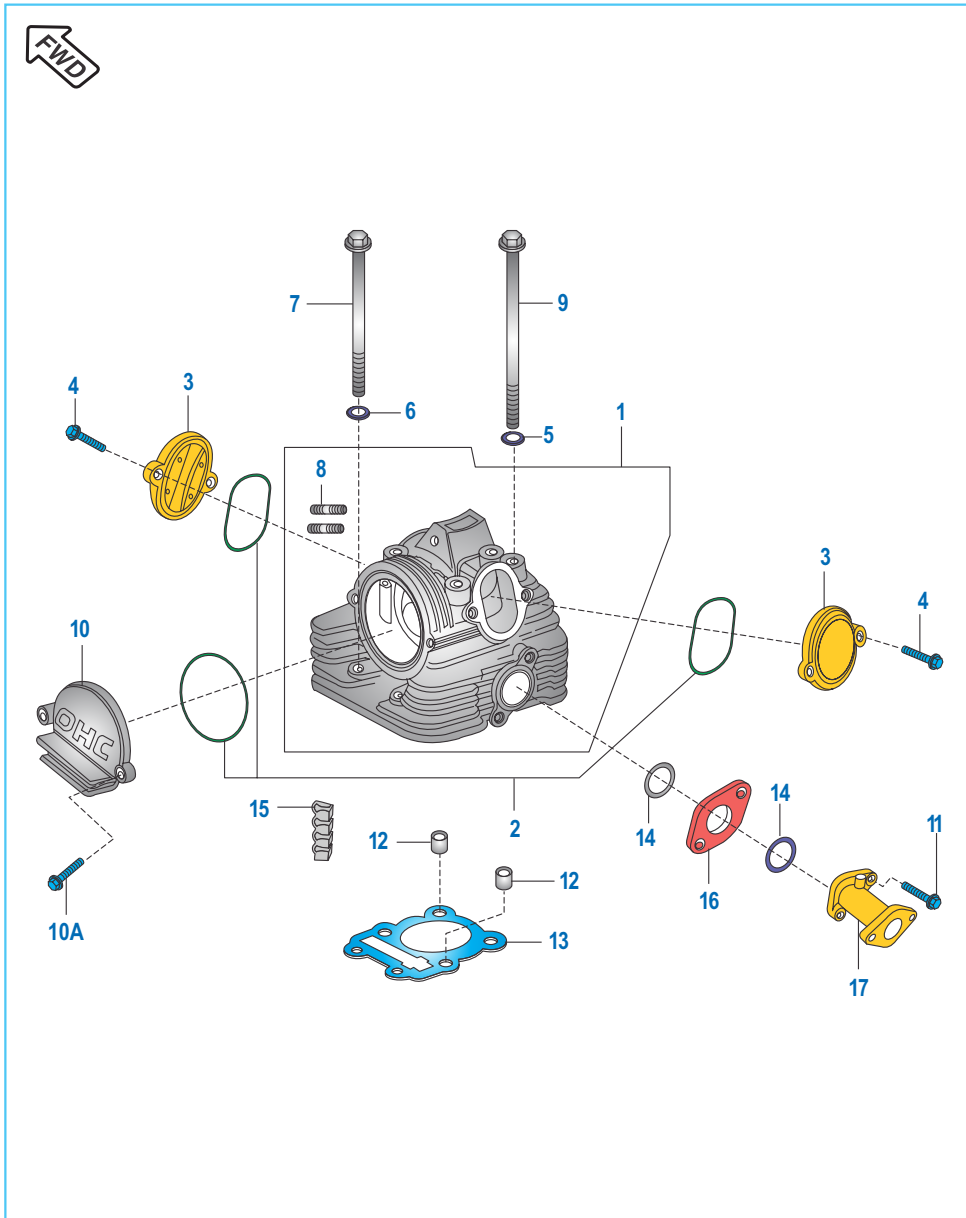


PLATE NO. : 49
PAINTED PARTS & DECALS

PAGE NO.
100

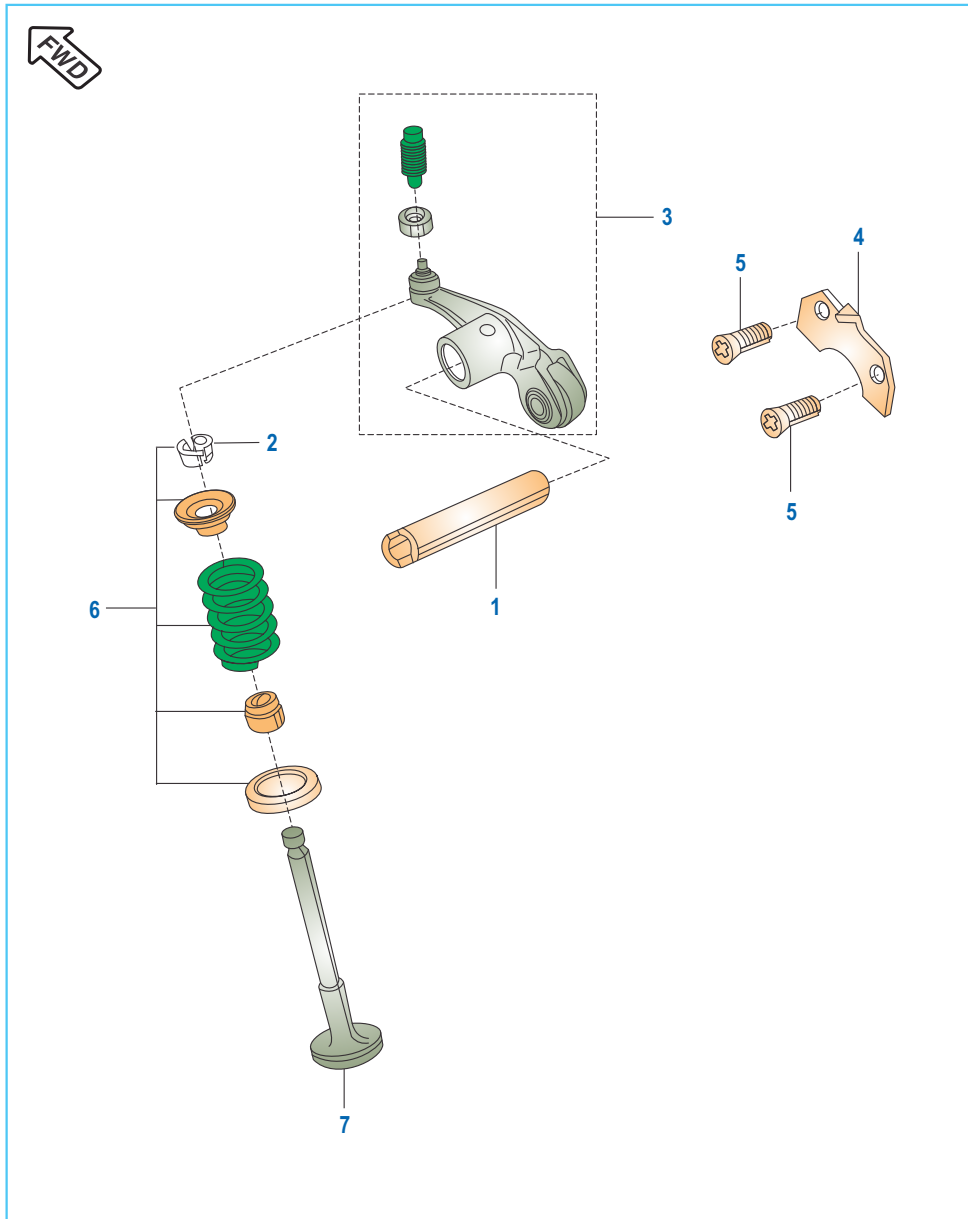


Cylinder Head



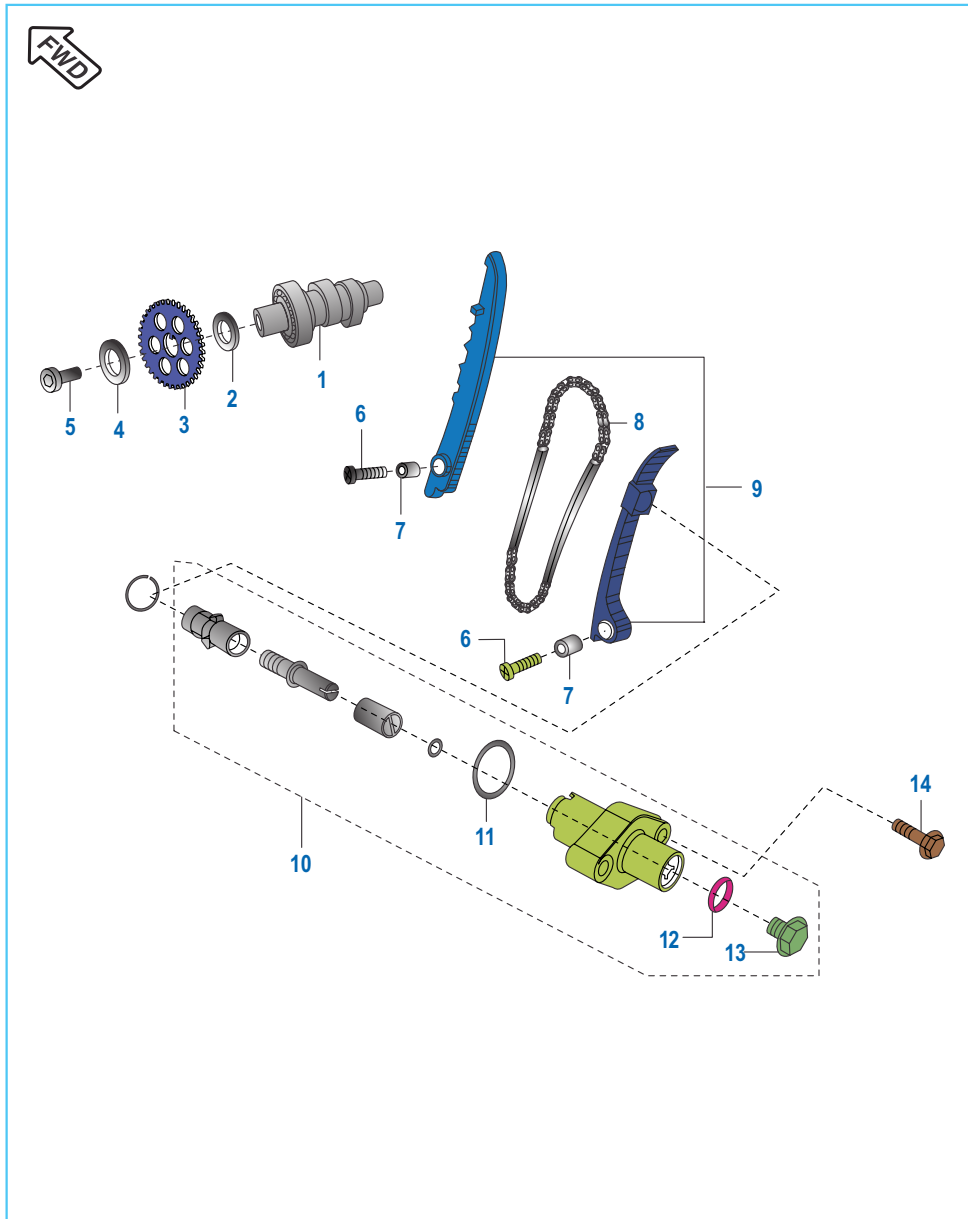
No.	Part No.	Description	CT 100	CT 100B	Remarks
1	DU 1012 08	Head Comp. Cylinder	1	1	Refer Page No. 98
2	36 DU10 01	O Ring Kit	1	1	
3	31 1010 06	Cover Tappet	2	2	
4	39 1673 04	Flanged bolt	4	4	Tappet Cover
5	DD 1015 21	Plain washer	4	4	
6	59 1100 04	Washer	2	2	
7	DD 1013 47	Bolt	2	2	
8	DD 1013 50	Stud	2	2	
9	DD 1013 49	Bolt	4	4	
10	31 1010 07	Cover (OHC)	1	1	
10A	39 1673 04	Bolt Flanged	2	2	
11	DU 1012 28	Bolt	2	2	
12	39 1000 06	Hollow Dowel Pin	2	2	
13	DD 1013 43	Gasket head	1	1	
14	39 1017 21	O Ring	2	2	
15	DD 1014 81	Damper Cylinder Head	4	4	
16	31 1011 75	Insulator (Head Side)	1	1	
17	DU 1010 58	Pipe Intake	1	1	

Valve



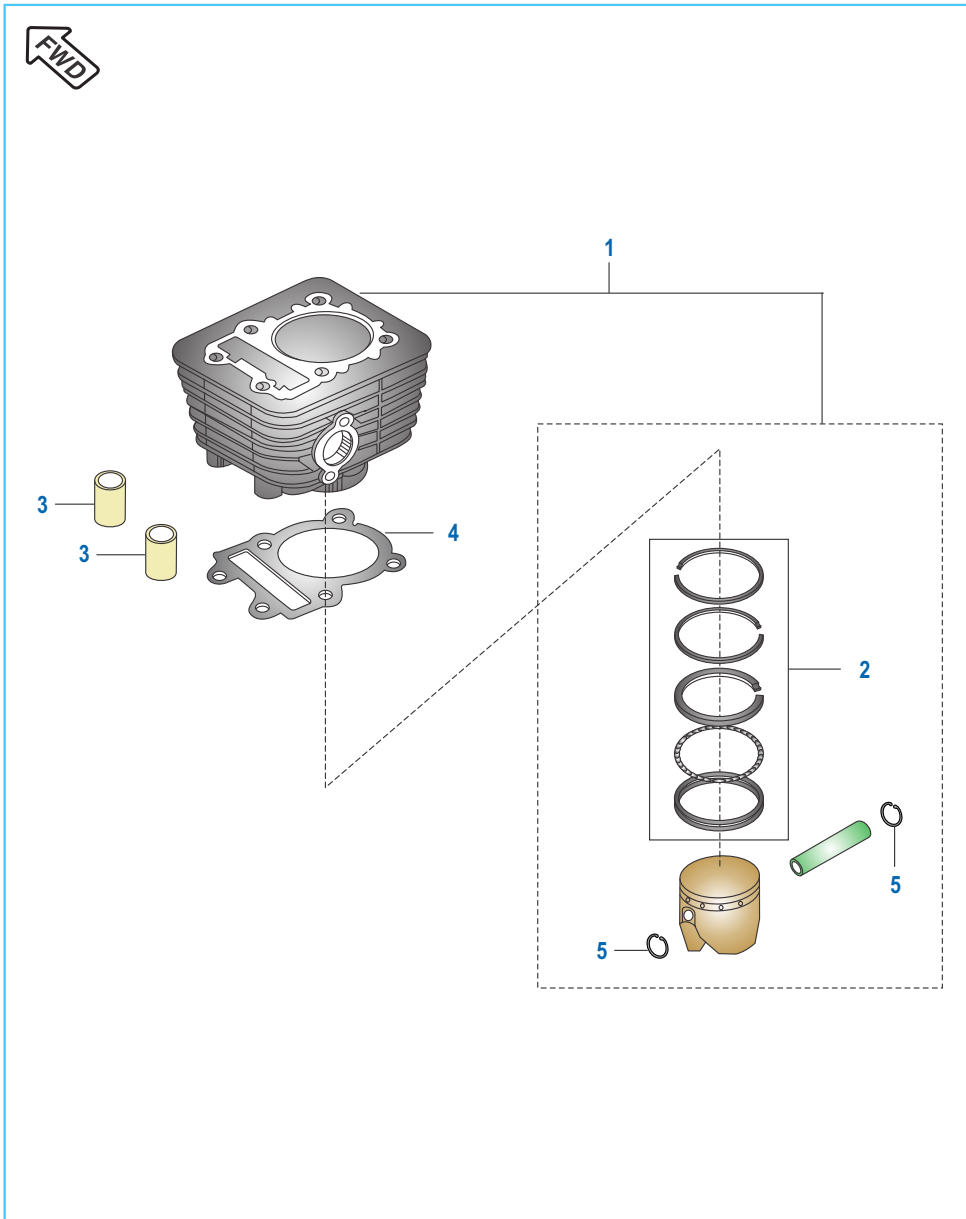
No.	Part No.	Description	CT 100	CT 100B	Remarks
1	DU 1011 91	Shaft Rocker	2	2	
2	31 1010 19	Collet	4	4	
3	DU 1011 90	Rocker arm assembly	2	2	
4	31 1011 04	Stopper	1	1	
5	39 0702 01	Screw Pan Cros	2	2	
6	36 DU40 51	Kit Valve Repair	1	1	Refer Page No. 98
7	36 3110 28	Valve Kit	1	1	Refer Page No. 99

Camshaft / Tensioner



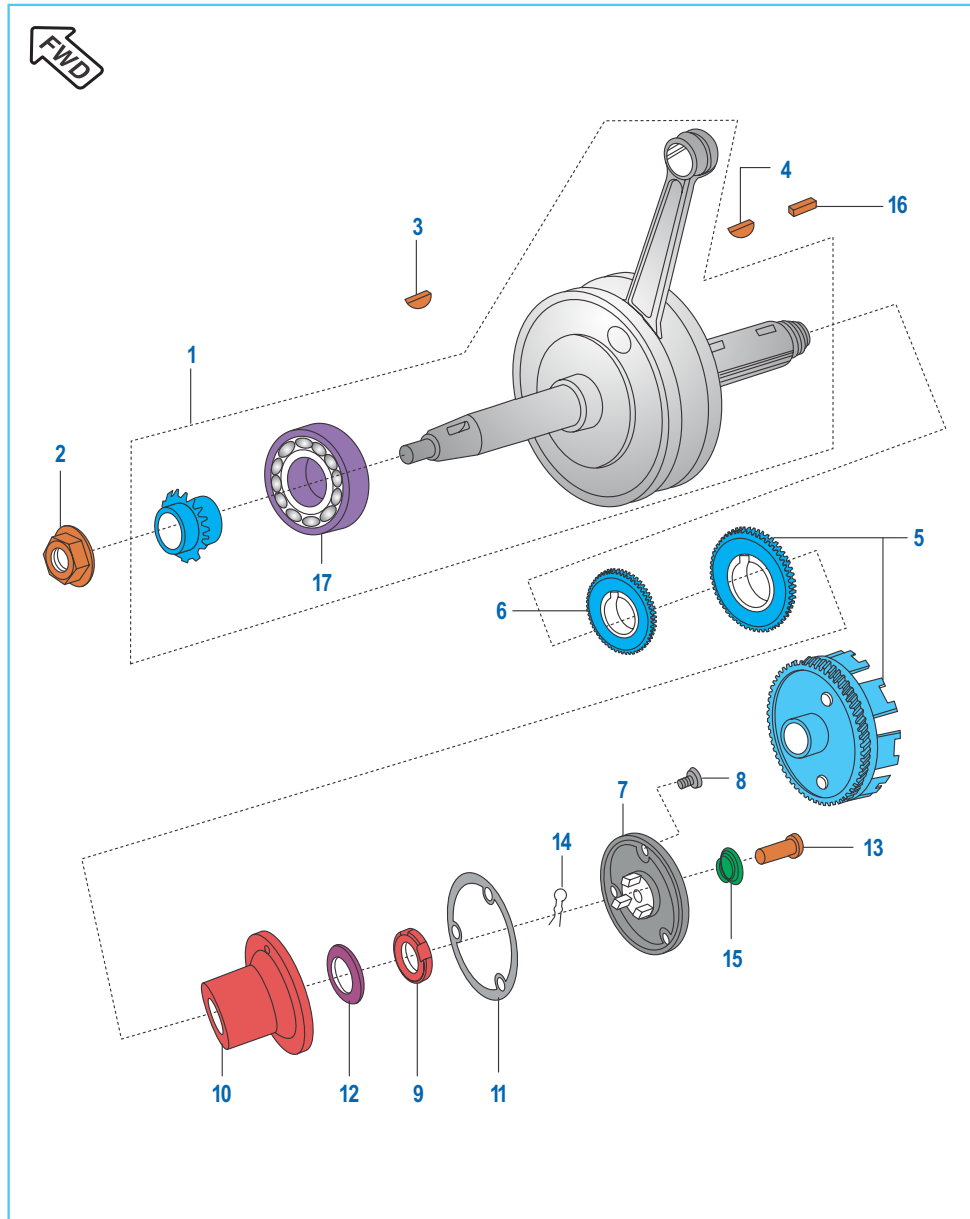
No.	Part No.	Description	CT 100	CT 100B	Remarks
1	DU 1010 78	Camshaft assly.	1	1	
2	DU 1010 67	Collar Cam	1	1	
3	DU 1010 56	Sprocket (28 T)	1	1	
4	DU 1010 66	Washer Spl. Cam Shaft	1	1	
5	DU 1010 96	Hex. Soc. HD Screw	1	1	
6	39 0748 01	Screw Pan Cross	2	2	
7	39 0999 06	Hollow Dowel Pin	2	2	
8	31 1010 33	Chain	1	1	
9	36 3110 06	Chain Guide Kit	1	1	Refer Page No. 99
10	DD 1014 87	Tensioner Assly with 'O' ring	1	1	
11	39 1790 21	O Ring	1	1	
12	39 1790 21	O Ring	1	1	
13	DD 1010 62	Bolt	1	1	
14	LA D000 26	Bolt Flanged Small	2	2	

Cylinder and Piston



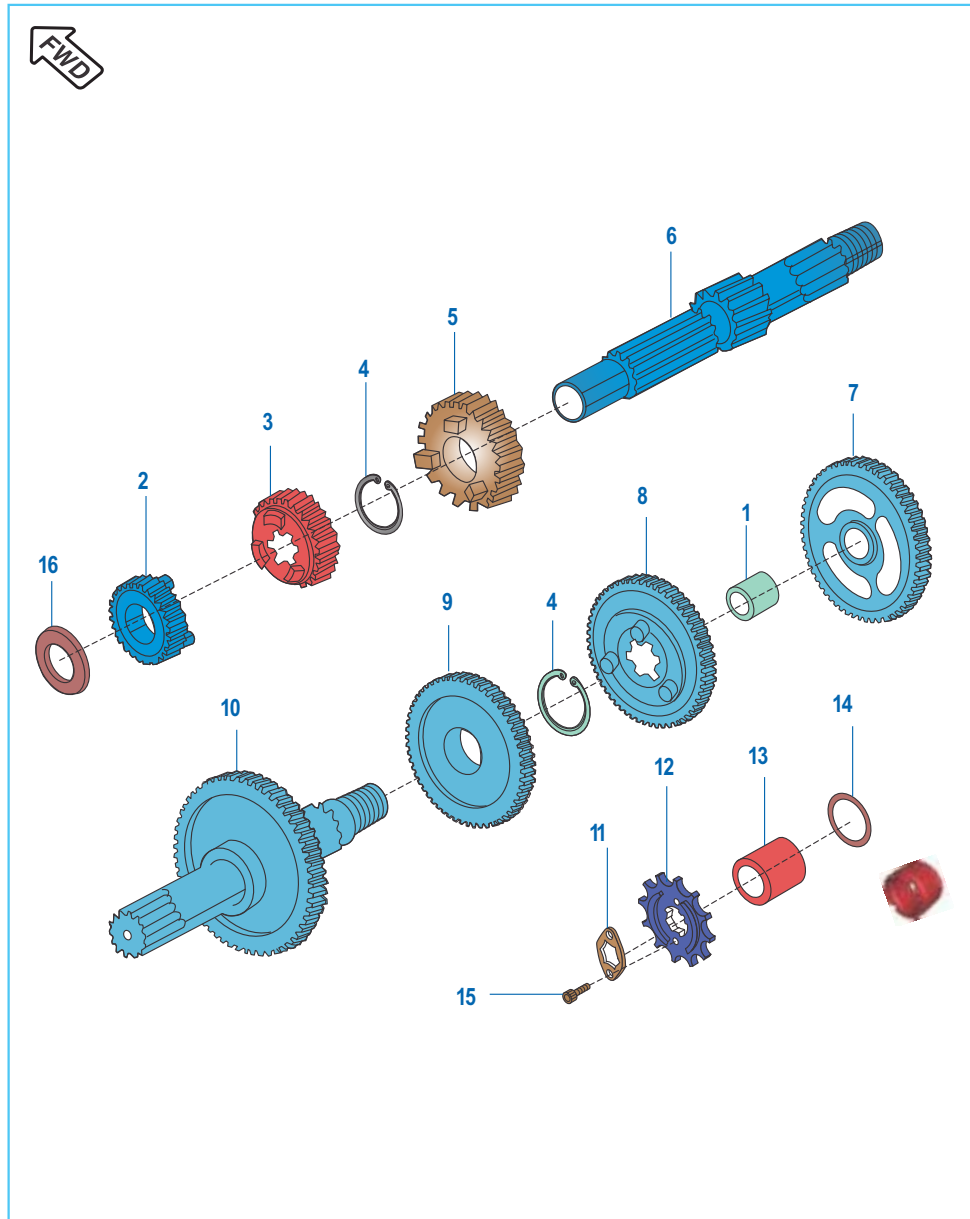
No.	Part No.	Description	CT 100	CT 100B	Remarks
1	DU 1012 18	Cylinder Block Piston assly	1	1	Refer Page No. 100
2	36 DD40 01	Piston ring set std.	1	1	
3	39 1000 06	Hollow dowel Pin	2	2	
4	DD 1010 07	Gasket - Cyl. Block	1	1	
5	39 0985 17	Wire Clip	2	2	

Crankshaft



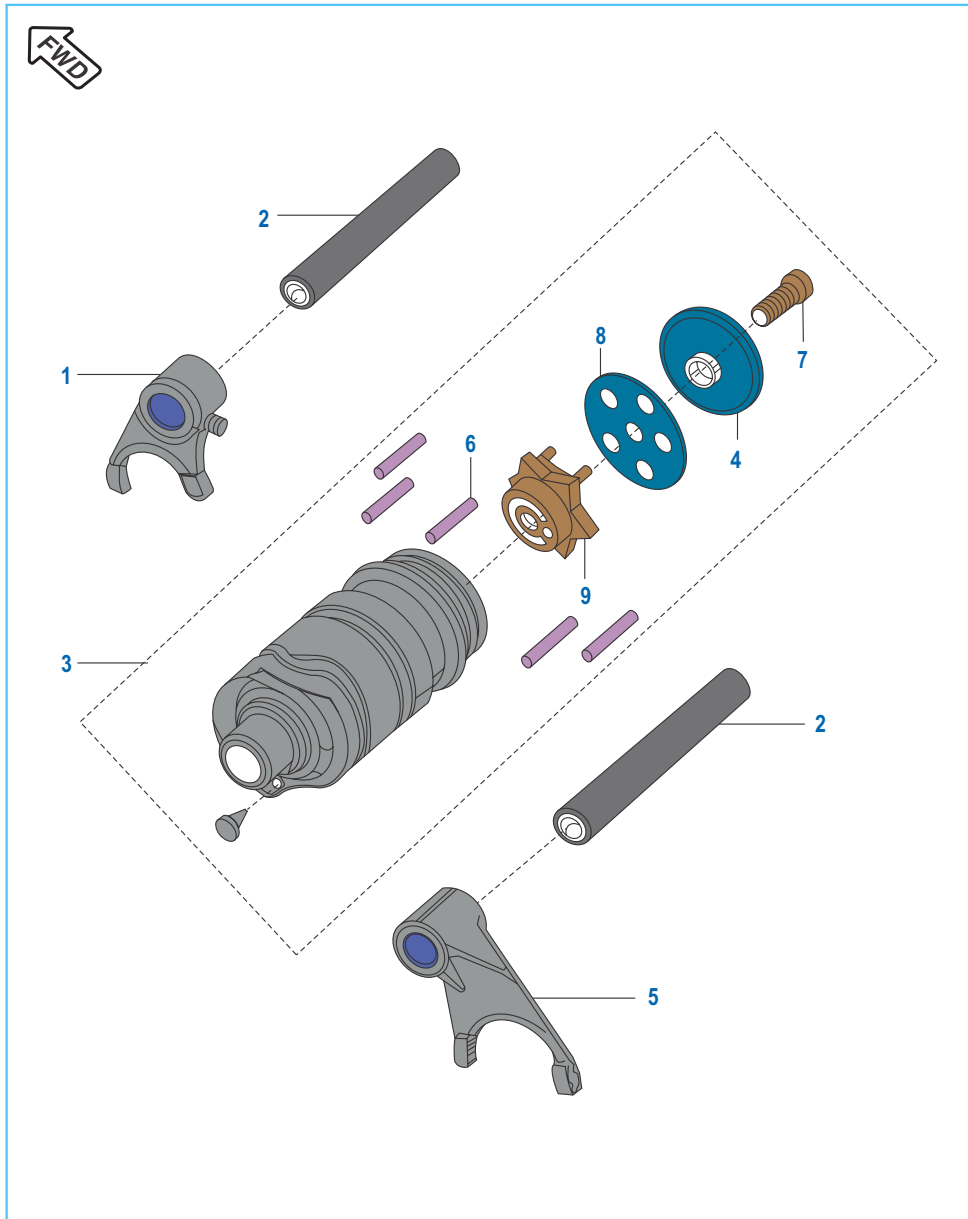
No.	Part No.	Description	CT 100	CT 100B	Remarks
1	DU 1010 05	Crankshaft Assly.	1	1	
2	39 1055 15	Nut	1	1	
3	01 1006 10	Woodruff Key	1	1	
4	31 1011 73	Woodruff Key	1	1	
5	36 DU40 55	Kit Gear Primary Drive + Driven	1	1	Refer Page No.99
6	FA 1013 34	Gear - Oil Pump Drive	1	1	
7	DU 1010 41	Cover	1	1	
8	39 1699 01	Countersunk Screw	3	3	
9	DH 1011 95	Nut	1	1	
10	DX 1010 53	Body Centrifugal Oil Filter (C.I.)	1	1	
11	DU 1010 10	Gasket Central Oil Filter	1	1	
12	39 2200 11	Washer	1	1	
13	DH 1010 66	Joint Oil Delivery	1	1	
14	39 2199 08	Pin Snap	1	1	
15	DH 1010 67	Spring Oil Delivery	1	1	
16	28 1011 07	Key Woodruff	1	1	
17	39 1864 20	Bearing ball	1	1	

Transmission



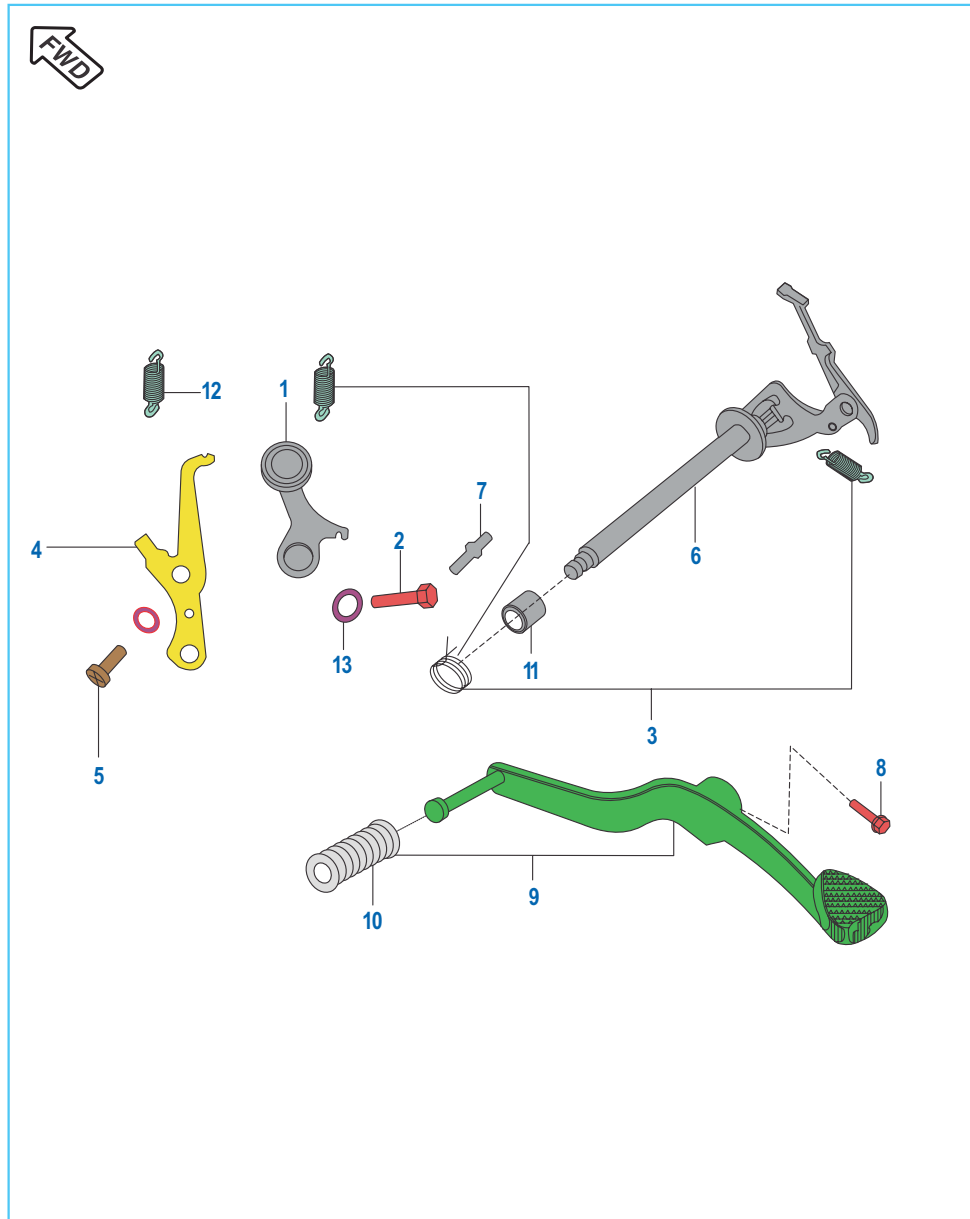
No.	Part No.	Description	CT 100	CT 100B	Remarks
1	DD 1013 09	Bushing Floating	1	1	
2	DU 1012 79	Gear 2nd Input	1	1	
3	DX 1010 48	Gear Transmission Spur (3rd)	1	1	
4	39 0987 17	Ring Snap (16 mm)	2	2	
5	DX 1010 49	Gear 4th Input	1	1	
6	DU 1012 78	Shaft Transmission Input	1	1	
7	DU 1010 80	Gear 1st Output	1	1	
8	DX 1010 51	Gear 4th Output	1	1	
9	DX 1010 50	Gear Transmission Spur (3rd)	1	1	
10	DX 1010 46	Shaft Transmission Output	1	1	
11	DU 1012 13	Plate For Sprocket Output	1	1	
12	DX 1010 52	Sprocket Output	1	1	
13	31 1012 16	Collar (Sintered)	1	1	
14	DP 1011 68	'O' Ring	1	1	
15	39 1981 04	Bolt	2	2	
16	DD 1014 75	Washer Special	1	1	

Change Drum / Shift Fork



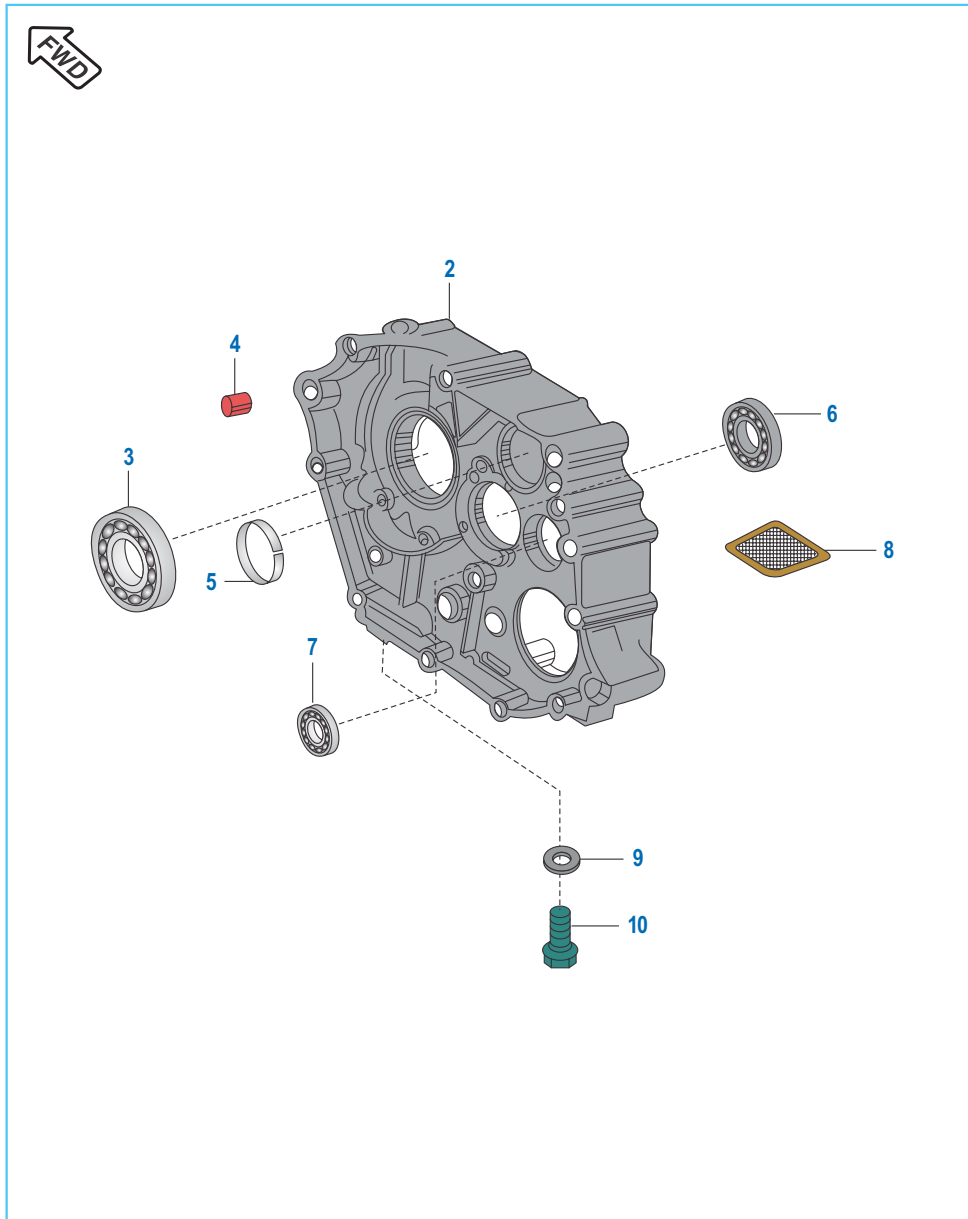
No.	Part No.	Description	CT 100	CT 100B	Remarks
1	31 1011 91	Fork Shift	1	1	
2	31 1010 51	Rod shift	2	2	
3	DU 1010 81	Drum Assly. Change	1	1	
4	DM 1010 98	Cup Stopper	1	1	
5	31 1011 92	Fork shift	1	1	
6	39 0992 06	Pin Dowel	5	5	
7	DP 1013 40	Bolt Soc. Head	1	1	
8	DM 1010 99	Plate Spacer	1	1	
9	DU 1010 83	Cam Drum Change	1	1	

Gear Change Mechanism



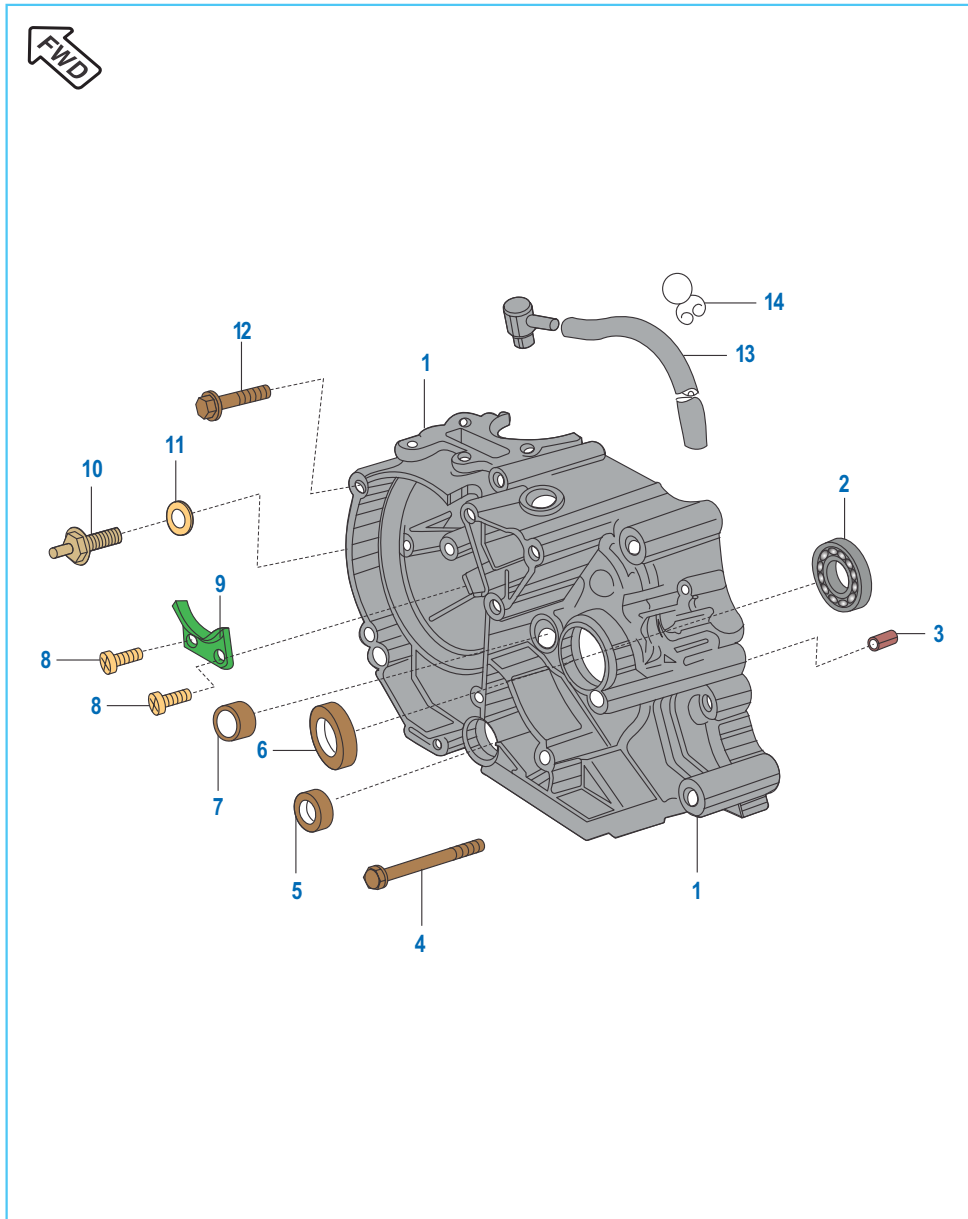
No.	Part No.	Description	CT 100	CT 100B	Remarks
1	DU 1010 73	Stopper Comp. Gear Shifter	1	1	
2	39 1994 04	Bolt	1	1	
3	36 DU10 04	Gear Lever Spring Kit	1	1	Refer Page No.100
4	DU 1010 74	Plate Position	1	1	
5	39 0746 01	Screw Pan Cross	1	1	
6	52 DU01 04	Lever Comp. Change Shaft	1	1	Shaft+Spring+collar
7	DD 1011 06	Bolt	1	1	
8	39 2474 04	Flanged bolt	1	1	
9	DU 1011 85	Lever Change / Damper	1	1	
10	31 10 1108	Damper	1	1	
11	31 1011 09	Collar	1	1	
12	39 2704 11	Washer Spring Steel	1	1	
13	DU 1011 13	Spacer	1	1	

Engine Assembly / Crankcase RH



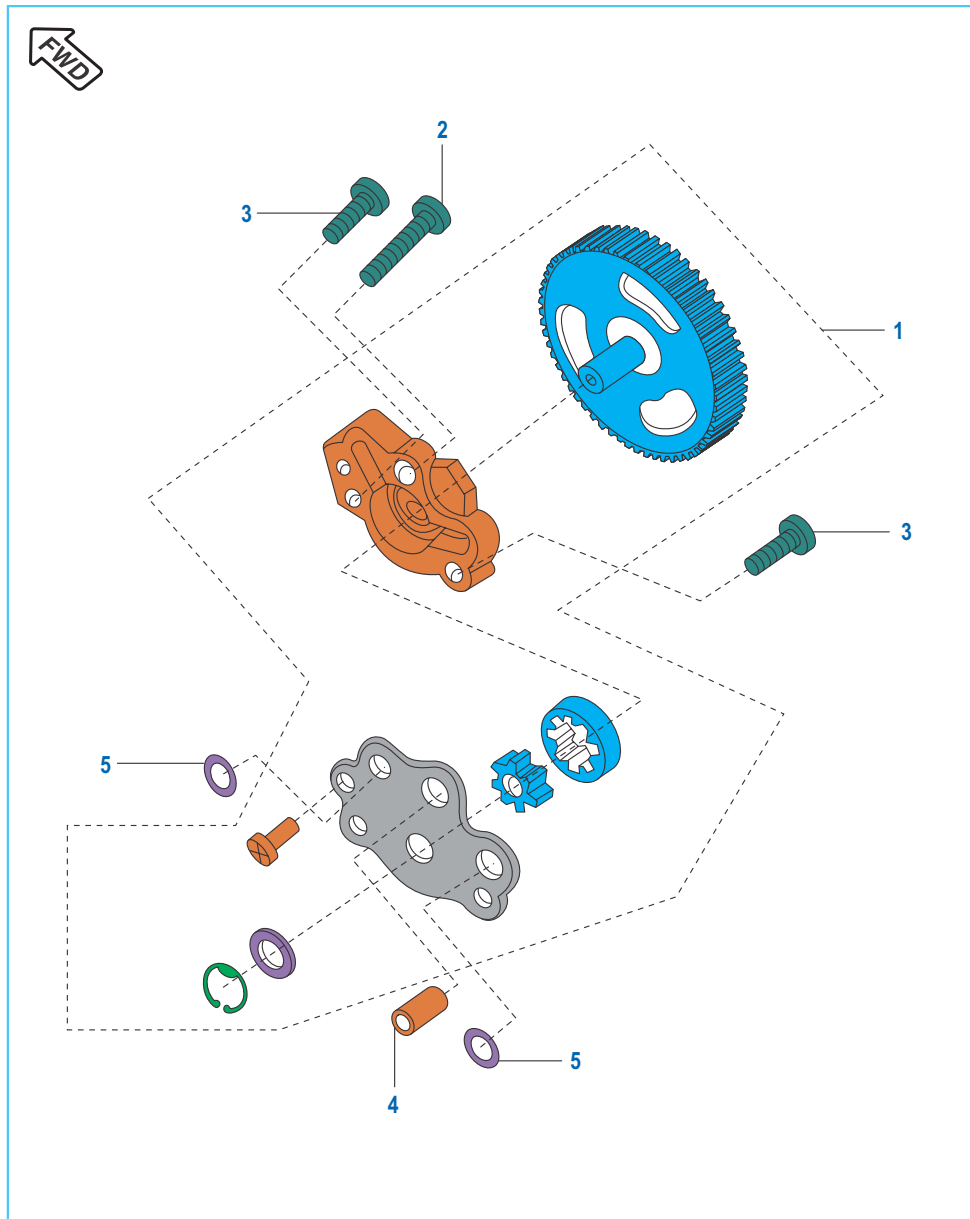
No.	Part No.	Description	CT 100	CT 100B	Remarks
1	DU 1012 20	Engine Assembly	1	--	N.I.
	DU 1012 45	Engine Assembly	--	1	N.I.
2	DU 1010 75	Crankcase RH	1	1	
3	39 1864 20	Bearing Ball	1	1	Crankshaft
4	39 0999 06	Dowel Pin	5	5	
5	DU 1010 85	Bushing	1	1	
6	01 1701 11	Bearing	1	1	
7	01 1701 10	Bearing	1	1	
8	31 1211 00	Oil Strainer	1	1	
9	DG 1014 98	Gasket	1	1	
10	DU 1012 23	Plug (Drain)	1	1	

Crankcase LH



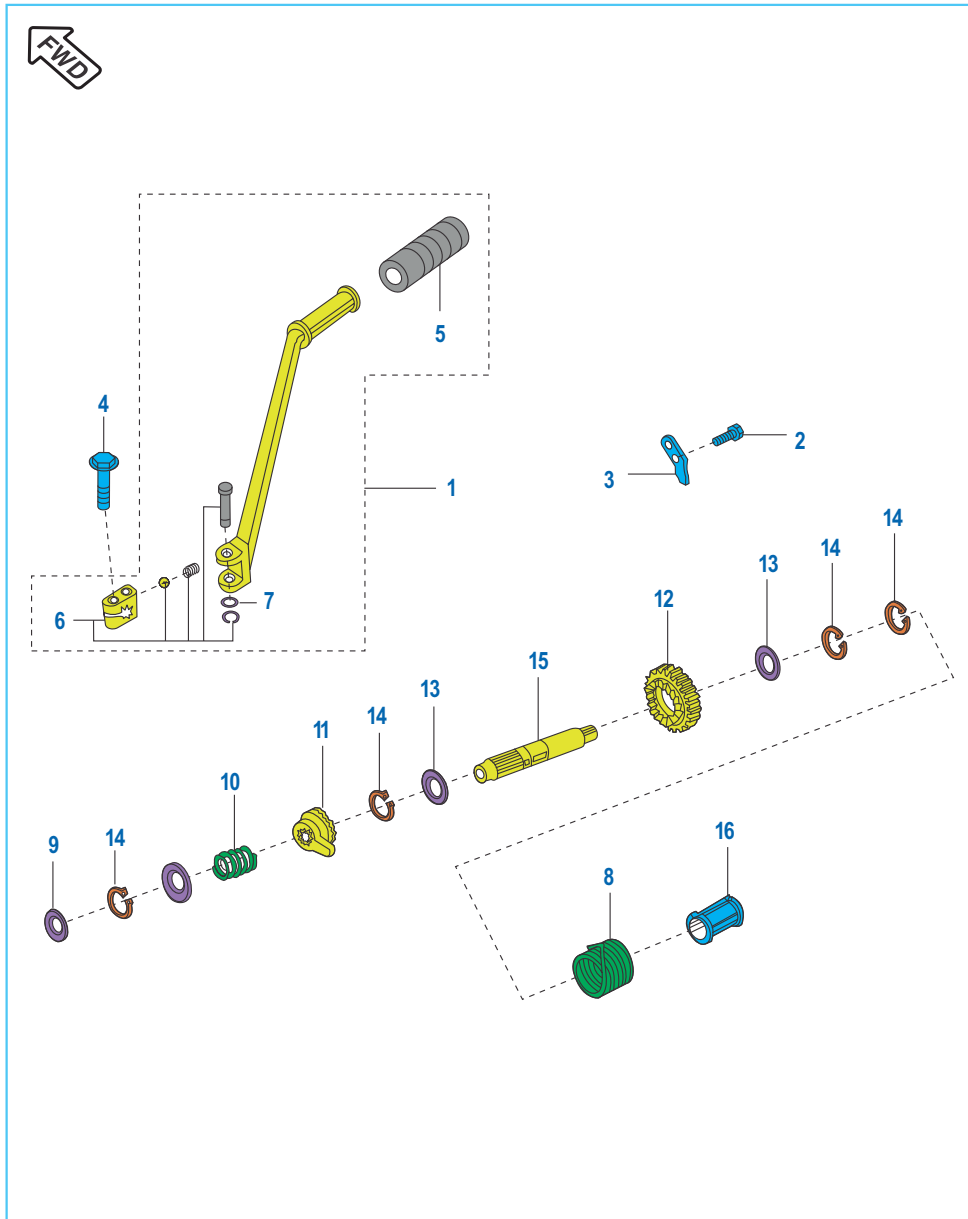
No.	Part No.	Description	CT 100	CT 100B	Remarks
1	DU 1012 16	Crankcase LH	1	--	
	DU 1012 80	Crankcase LH	1	1	
2	01 1701 11	Ball Bearing	1	1	
3	BA 1020 06	Dowel Pin	2	2	
4	39 1066 04	Bolt M6	3	3	
5	39 1043 19	Oil Seal	1	1	
6	39 1080 19	Seal Oil	1	1	
7	39 1008 20	Bearing Needle	1	1	
8	39 0702 01	Screw Pan Cross	2	2	
9	31 1010 56	Guide	1	1	
10	31 2010 81	Neutral Switch Comp	1	1	
11	DH 1012 64	Gasket Neutral Switch	1	1	
12	39 1075 04	Bolt Flanged M6	7	7	
13	DZ 1010 34	Tube rubber	1	1	
14	DP 1210 25	Clamp	2	2	

Oil Pump



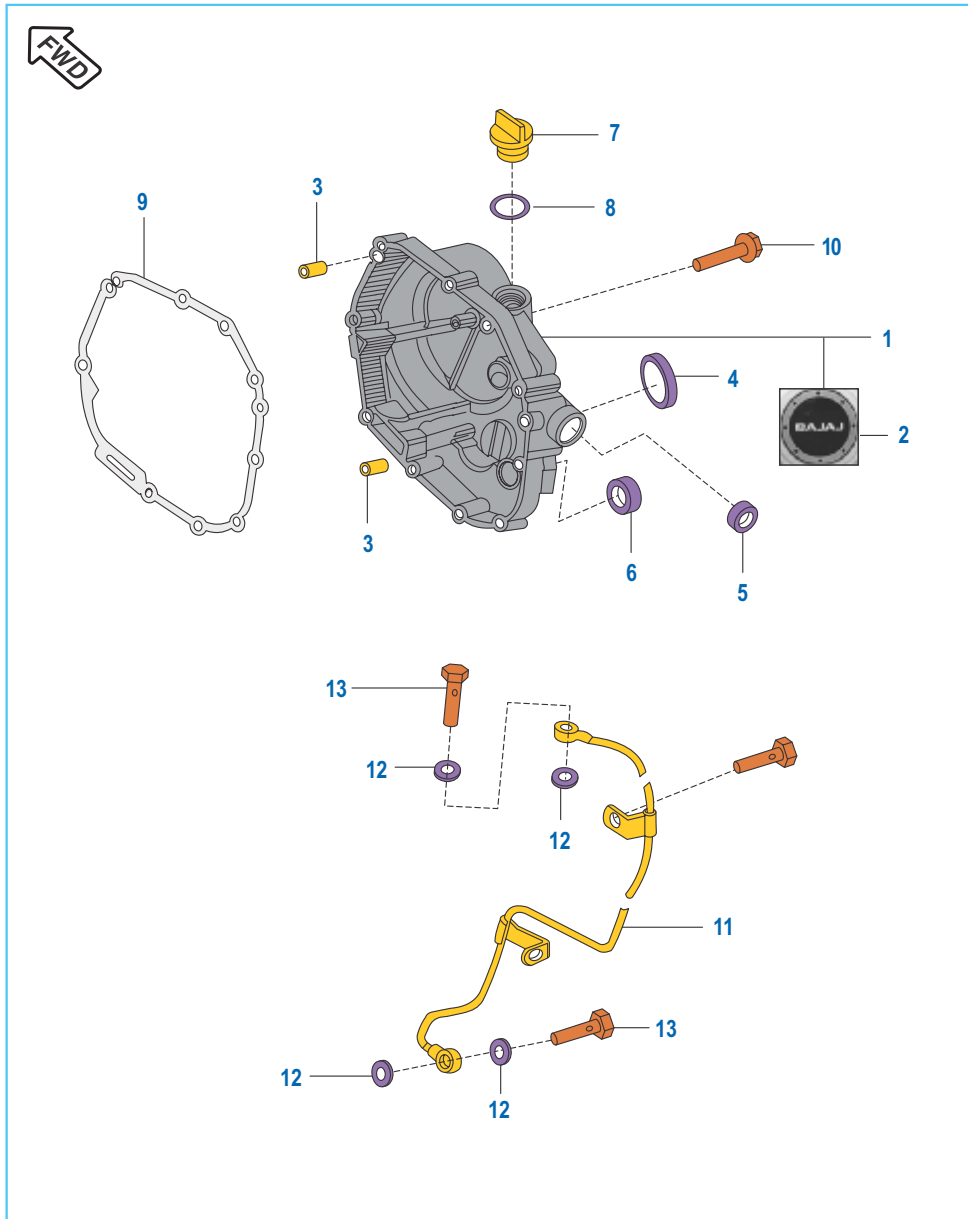
No.	Part No.	Description	CT 100	CT 100B	Remarks
1	DF 1210 03	Pump Assly. Oil	1	1	
2	39 0753 01	Screw Pan Cros	1	1	
3	39 1078 01	Screw Pan Cros	2	2	
4	39 0999 06	Pin dowel	1	1	
5	39 1013 21	Ring O	2	2	

Kick Starter Mechanism



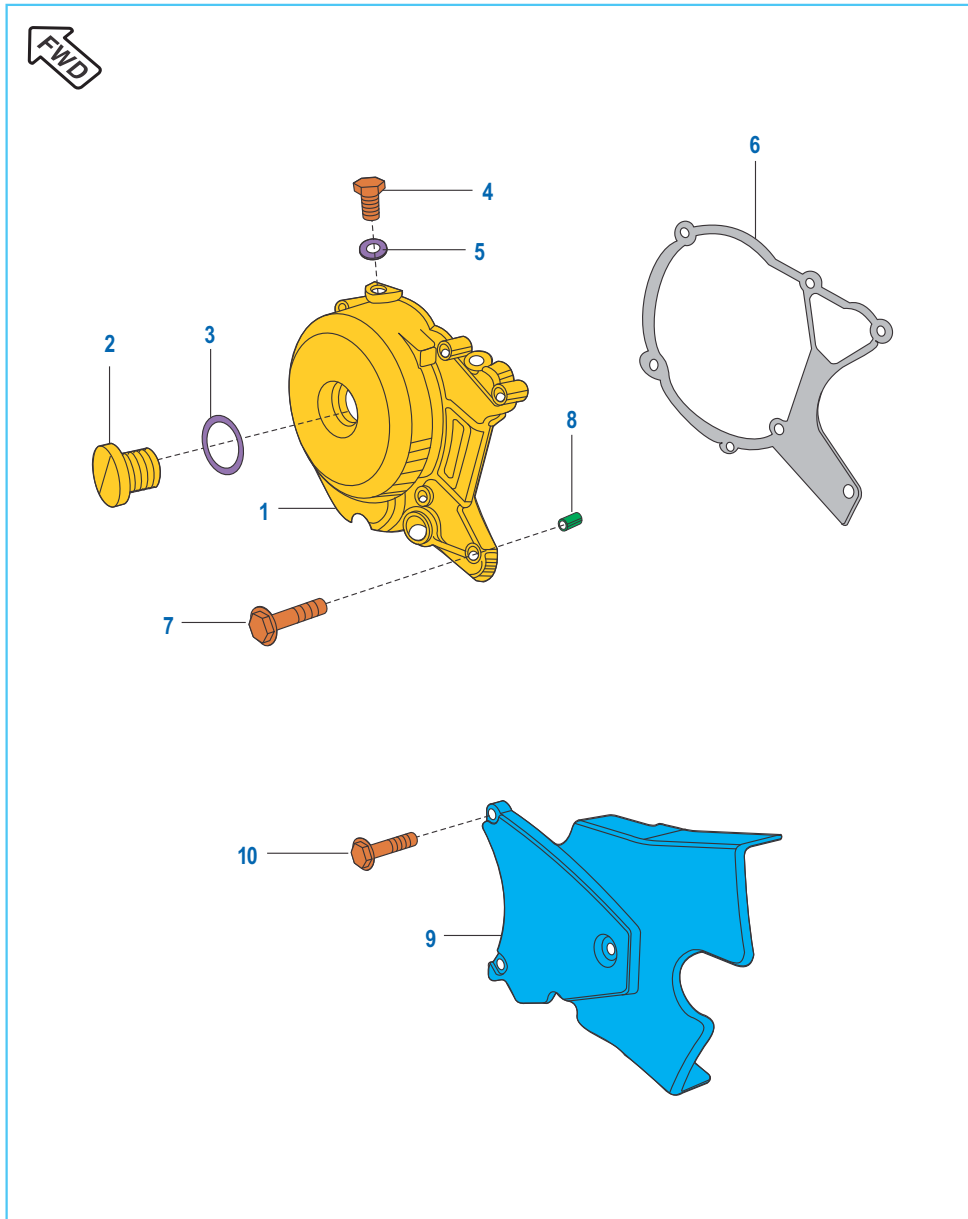
No.	Part No.	Description	CT 100	CT 100B	Remarks
1	DU 1010 50	Lever Assly Kick Comp.	1	1	
2	DD 1012 64	Screw Pan Cross	2	2	
3	DD 1012 54	Guide Kick	1	1	
4	59 0400 25	Flanged bolt	1	1	
5	30 1011 54	Bush (Damper)	1	1	
6	36 DU10 07	Boss Kick Set	1	1	Refer Page No.99
7	22 1502 41	Plain Washer	1	1	
8	31 1010 41	Spring	1	1	
9	39 0993 11	Plain Washer	1	1	
10	31 1010 39	Coil Spring	1	1	
11	31 1010 38	Ratchet	1	1	
12	DU 1010 38	Gear Spur Kick Start	1	1	
13	39 0995 11	Plain Washer	2	2	
14	39 0738 17	External Circlip Type C	4	4	
15	DU 1010 45	Shaft Kick	1	1	
16	31 1010 40	Guide	1	1	

Cover Clutch



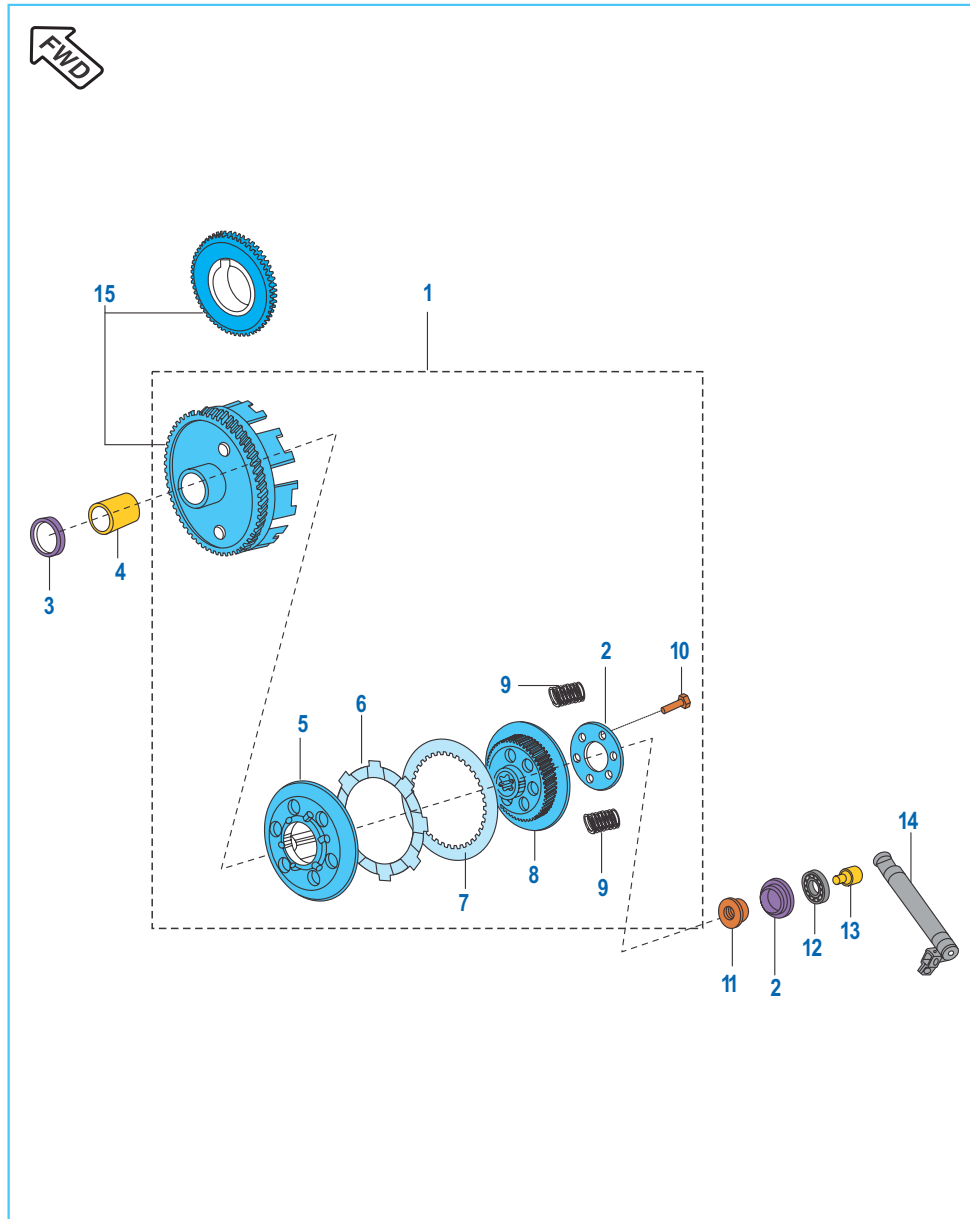
No.	Part No.	Description	CT 100	CT 100B	Remarks
1	52 DU01 97	Clutch cover & Decal	1	1	Refer Page No.99
2	DZ 1010 46	Label Clutch Cover	1	1	
3	39 0999 06	Dowel Pin	2	2	
4	31 1010 67	Gauge	1	1	
5	39 1041 19	Seal oil	1	1	
6	30 1011 42	Seal oil	1	1	
7	DD 1013 25	Cap oil filler	1	1	
8	39 2134 21	O ring	1	1	
9	DD 1010 60	Gasket (Clutch cover)	1	1	
10	39 1075 04	Bolt flanged small	10	10	
11	DU 1210 05	Pipe Oil	1	1	
12	DD 1015 17	Gasket	4	4	
13	39 1023 04	Bolt	3	3	

Cover Magneto



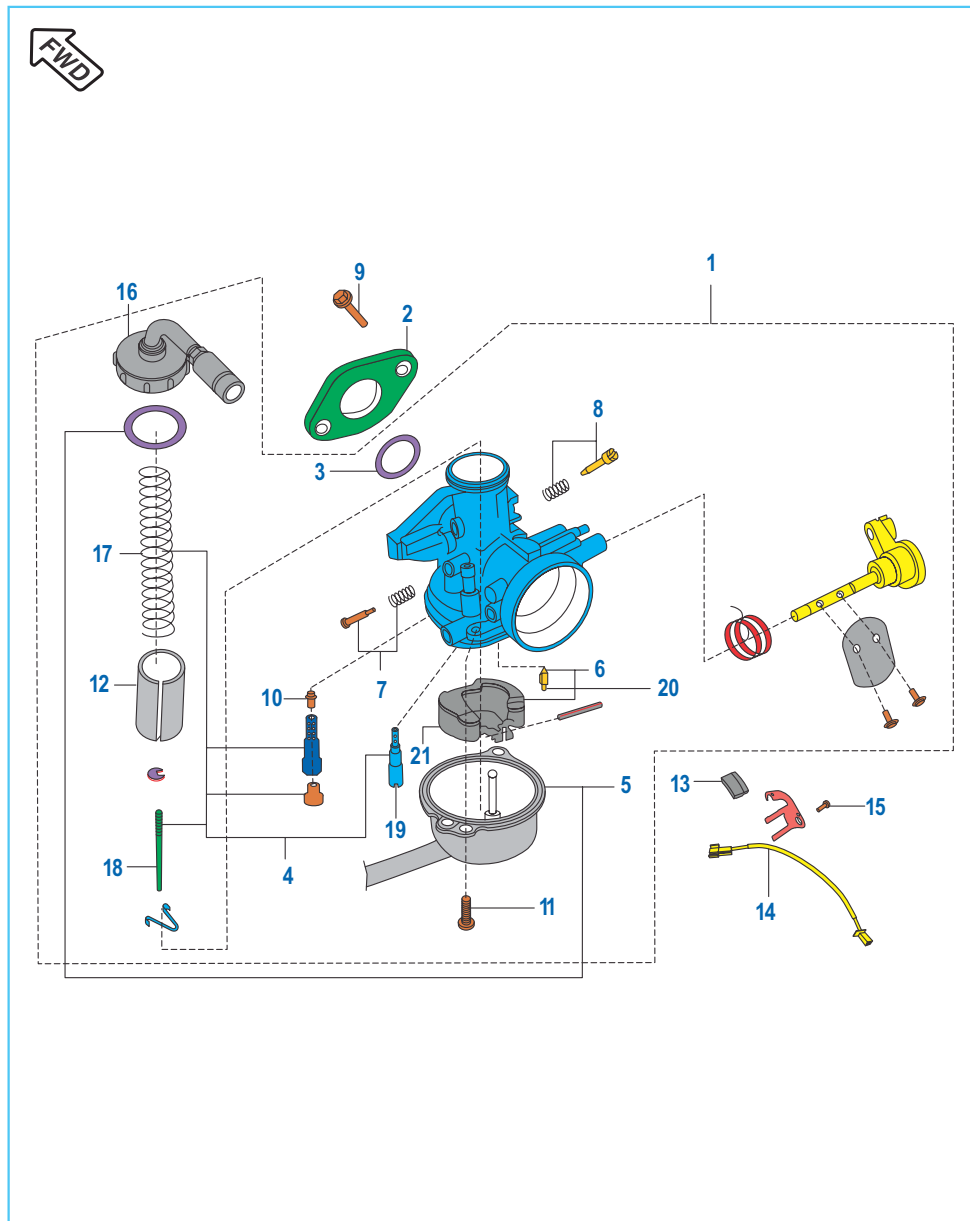
No.	Part No.	Description	CT 100	CT 100B	Remarks
1	31 1012 95	Cover Generator	1	1	
	52 DU01 56	Assly Cover Genarator	1	1	
2	31 1010 62	Bolt	1	1	
3	39 1019 21	Ring O	1	1	
4	31 1010 61	Plug	1	1	
5	31 1011 13	Gasket	1	1	
6	DD 1010 58	Gasket - Generator Cover	1	1	
7	39 1074 04	Bolt Flanged Small	5	5	
8	39 0999 06	Pin	2	2	
9	DU 1012 58	Cover Chain (Engine)	1	1	
10	39 2147 04	Bolt Flanged Small	3	3	

Clutch Assly



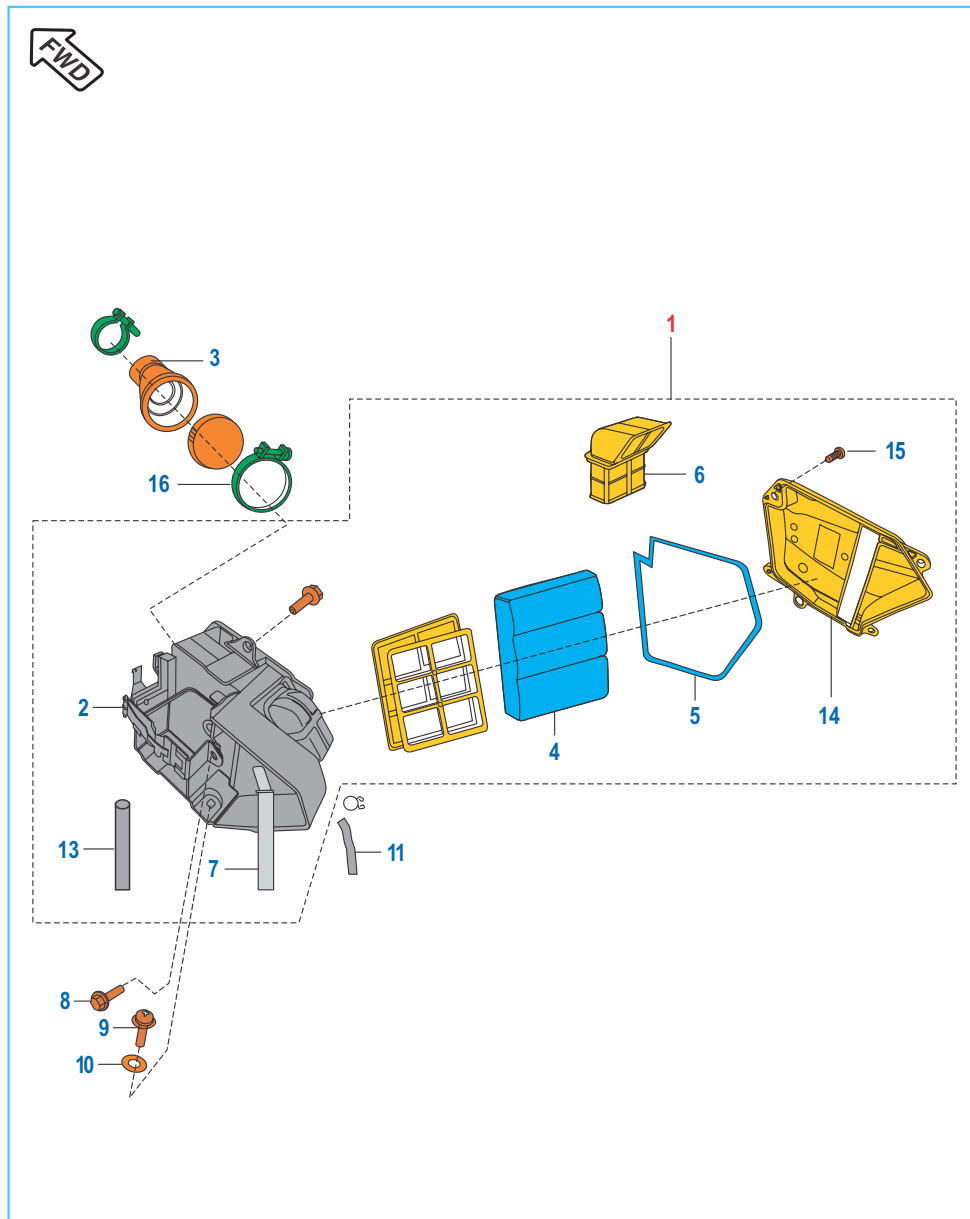
No.	Part No.	Description	CT 100	CT 100B	Remarks
1	DX 1010 55	Clutch Assembly	1	1	
2	31 1011 37	Holder	1	1	
3	39 2600 11	Plain Washer	2	2	
4	DU 1011 09	Collar	1	1	
5	DD 1014 92	Wheel Clutch	1	1	
6	36 DD40 08	Kit Plate Friction	1	1	Refer Page No.100
7	30 1010 96	Plate Clutch	4	4	
8	DD 1014 93	Hub Clutch	1	1	
9	28 1012 14	Spring	6	6	
10	39 0980 04	Hex. Bolt	6	6	
11	39 1053 15	Hex.Nut / Flange	1	1	
12	39 2403 20	Bearing	1	1	
13	31 1011 48	Rod Push	1	1	
14	DX 1010 35	Lever Assly. Complete	1	1	
15	36 DU40 55	Kit Gear Primary Drive + Driven	1	1	Refer Page No.99

Carburetor Assembly



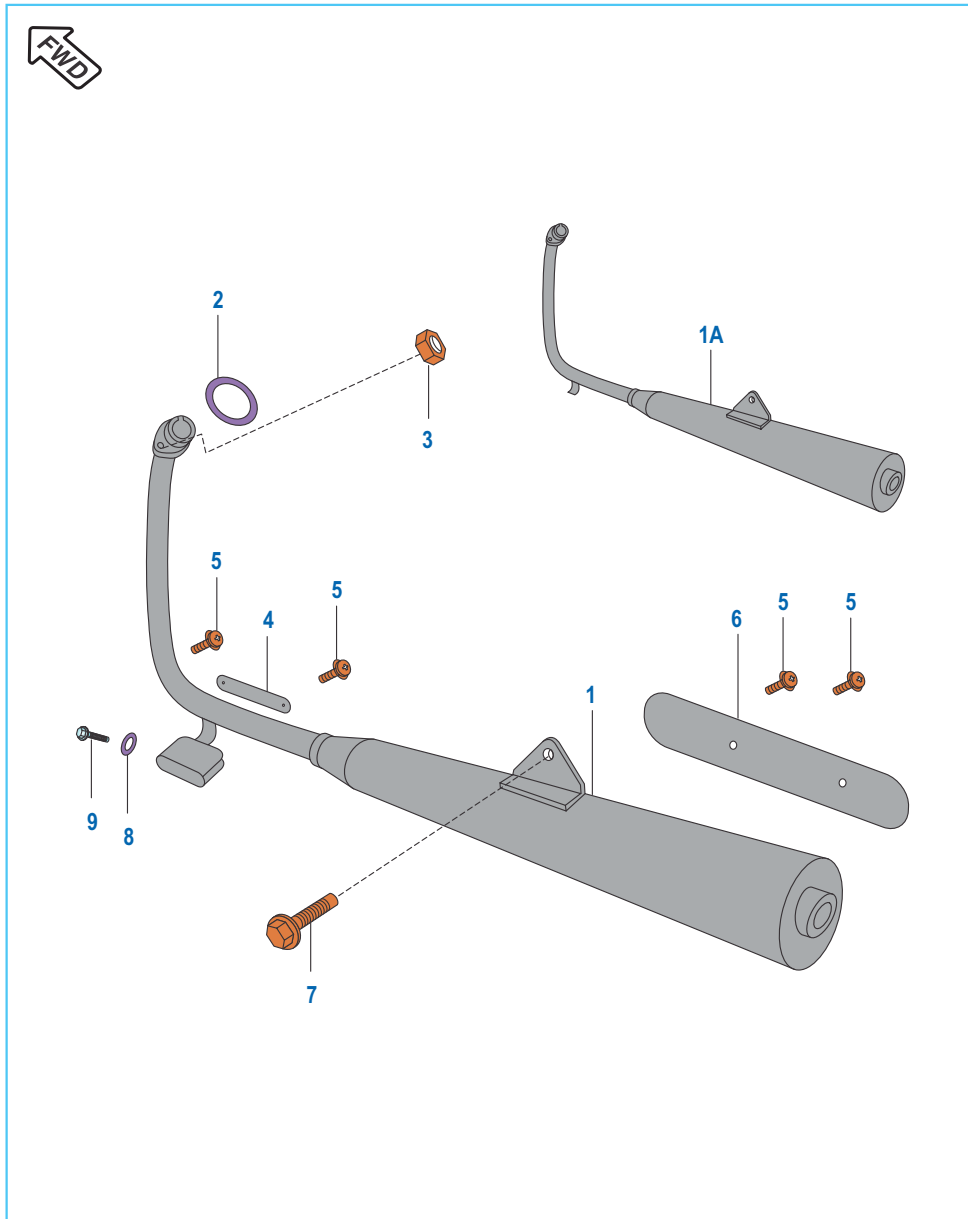
No.	Part No.	Description	CT 100	CT 100B	Remarks
1	DU 1210 09	Carburettor Assly. (PB-16)	1	1	
2	DU 1010 57	Insulator (Carburettor / Intake)	1	1	
3	39 1283 21	O ring	1	1	
4	36 DU12 06	Carburettor Holder / Jet Kit	1	1	
5	36 DU12 04	Gasket O ring Kit for Carb.	1	1	
6	36 DU12 05	Carburettor Float pin Kit	1	1	
7	36 DU12 02	Idling Screw kit	1	1	
8	36 DU12 03	Air Control Screw Kit	1	1	
9	DU 1012 28	Flanged bolt	2	2	
10	DU 1210 28	Seat for Jet Needle	1	1	
11	DD 1211 71	Screw with washer	2	2	
12	DU 1210 17	Valve throttle	1	1	
13	DH 1211 01	Magnet Assly.	1	--	
14	DH 1211 02	Reed Switch Assly.	1	--	
15	39 1062 04	Bolt Flanged Small	1	--	
16	DU 1210 22	Cap Assly.	1	1	
17	DU 1210 21	Spring Throttle	1	1	
18	DU 1210 18	Needle Jet	1	1	
19	DU 1210 13	Jet Pilot	1	1	
20	DD 1211 68	Valve Float	1	1	
21	DU 1210 15	Float	1	1	

Air Cleaner Complete



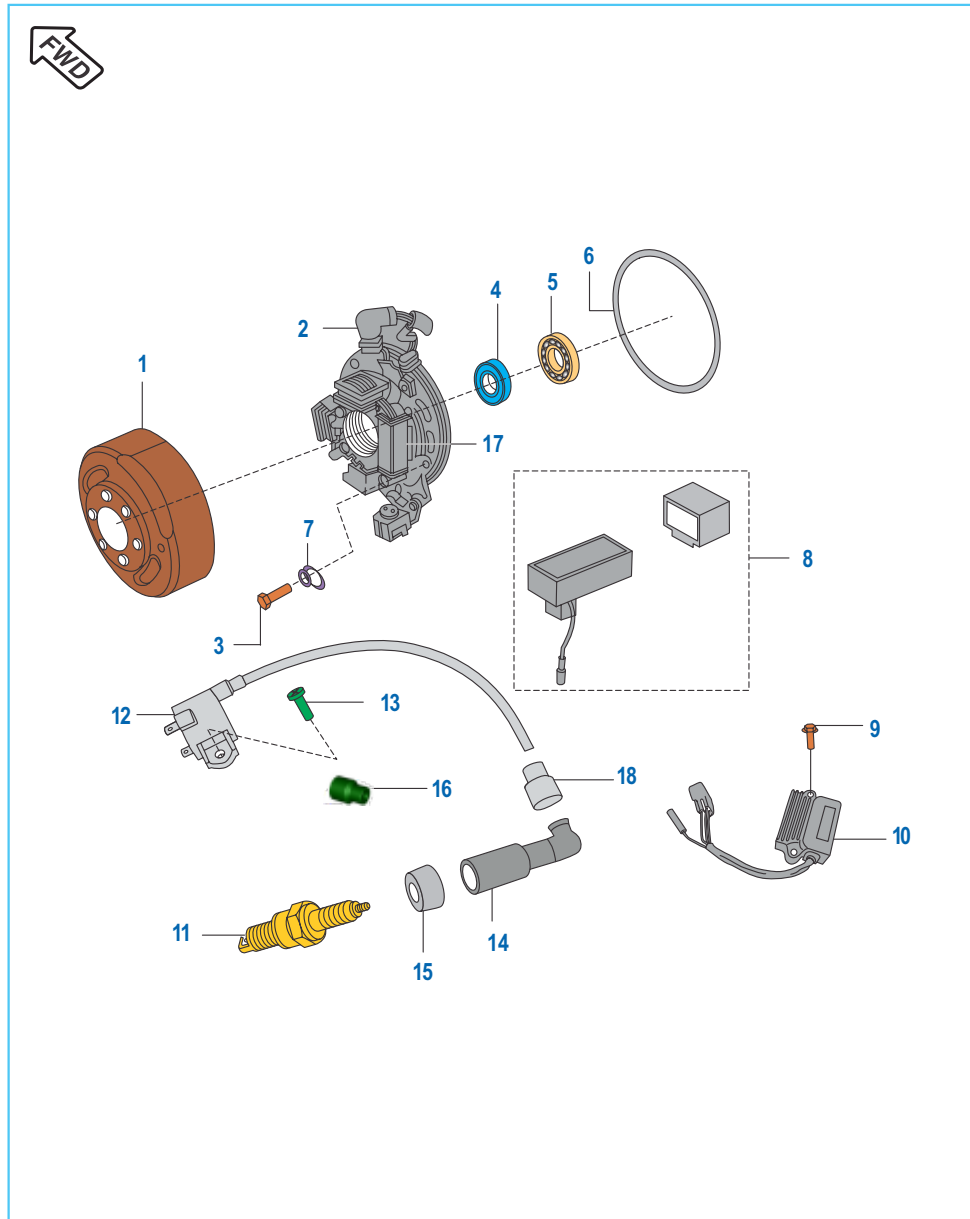
No.	Part No.	Description	CT 100	CT 100B	Remarks
1	DF 1210 23	Filter assly air	1	1	
2	39 0147 08	Pin Split	1	1	
3	DU 1210 08	Duct (A/F to Carburettor)	1	1	
4	31 1210 29	Element air filter	1	1	
5	DM 1210 07	Ring O Air Filter	1	1	
6	DH 1211 03	Duct (Inlet)	1	1	
7	DM 2210 01	Band - Tool kit	1	1	
8	39 1680 04	Flanged bolt (Battery)	1	1	
9	39 2407 01	Screw (Mounting air filter)	2	2	
10	39 1789 24	Washer (Nylon)	2	2	
11	DU 1210 32	Band (Battery)	1	1	
12	DU 1210 30	Damper battery	2	2	N.I.
13	DM 1210 14	Tube oil drain	1	1	
14	DM 1210 04	Cap/Cover Air Filter	1	1	
15	39 0830 01	Screw	4	4	
16	DH 1210 38	Clamp	1	1	
17	DU 2010 92	Battery Pad (Foam)	1	1	N.I.

Silencer Assembly



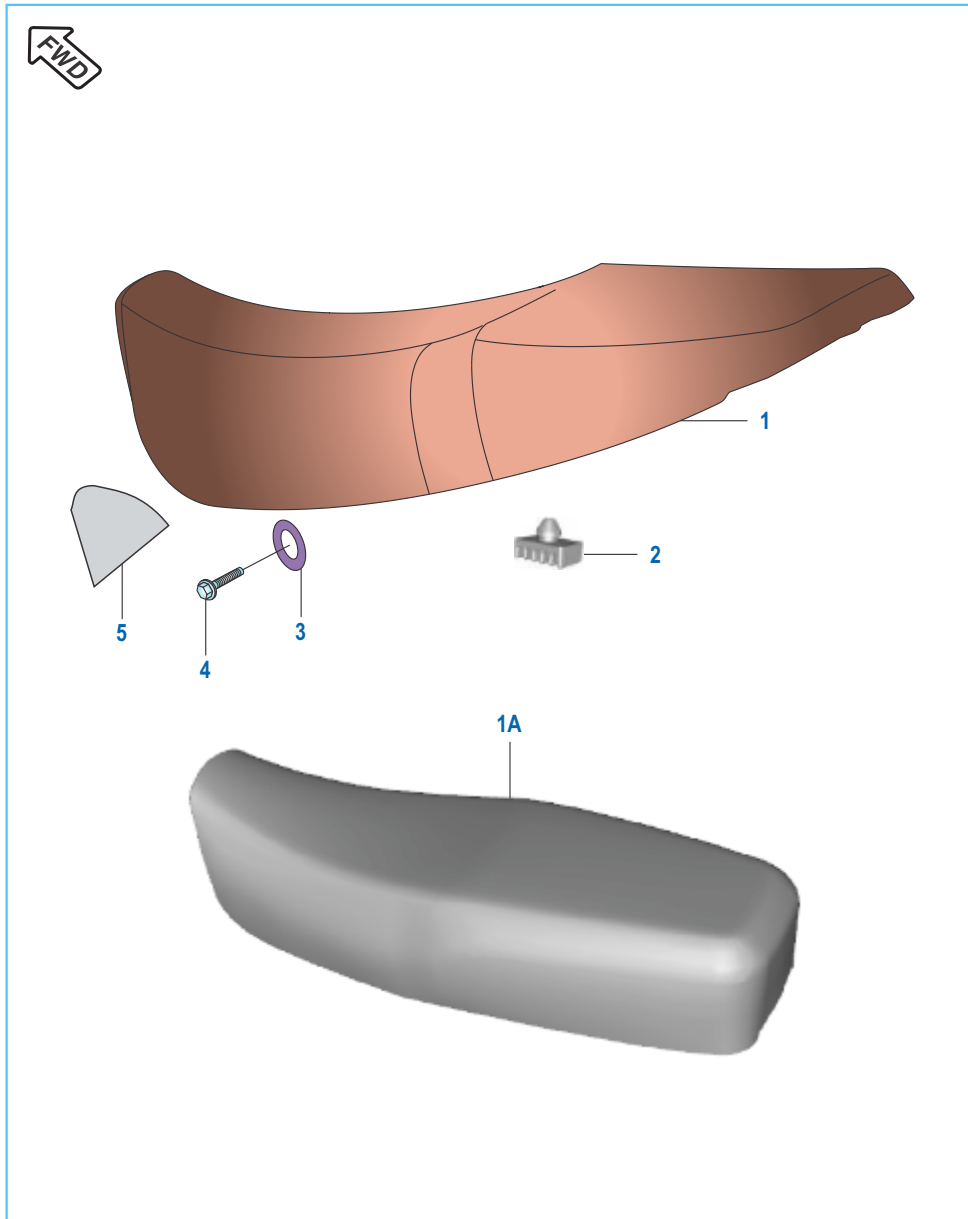
No.	Part No.	Description	CT 100	CT 100B	Remarks
1	YD U100 01	Silencer With Ex Tec W/O Shields	1	--	
1A	YD M070 01	Silencer Without Ex Tec / Shields	--	1	
2	31 10 1014	Gasket	1	1	
3	DU 1012 06	Nut	2	2	
4	DZ 1010 44	Shield Cat Cover	1	1	
5	DH 1016 07	Truss Screw	4	4	
6	DZ 1010 31	Shield Muffler Rear	1	1	
7	DD 1013 66	Flanged Bolt	1	1	
8	39 2492 11	Plain Washer	1	1	
9	39 2754 04	Hex Flanged Bolt	1	1	

Magneto, CDI & H.T. Coil



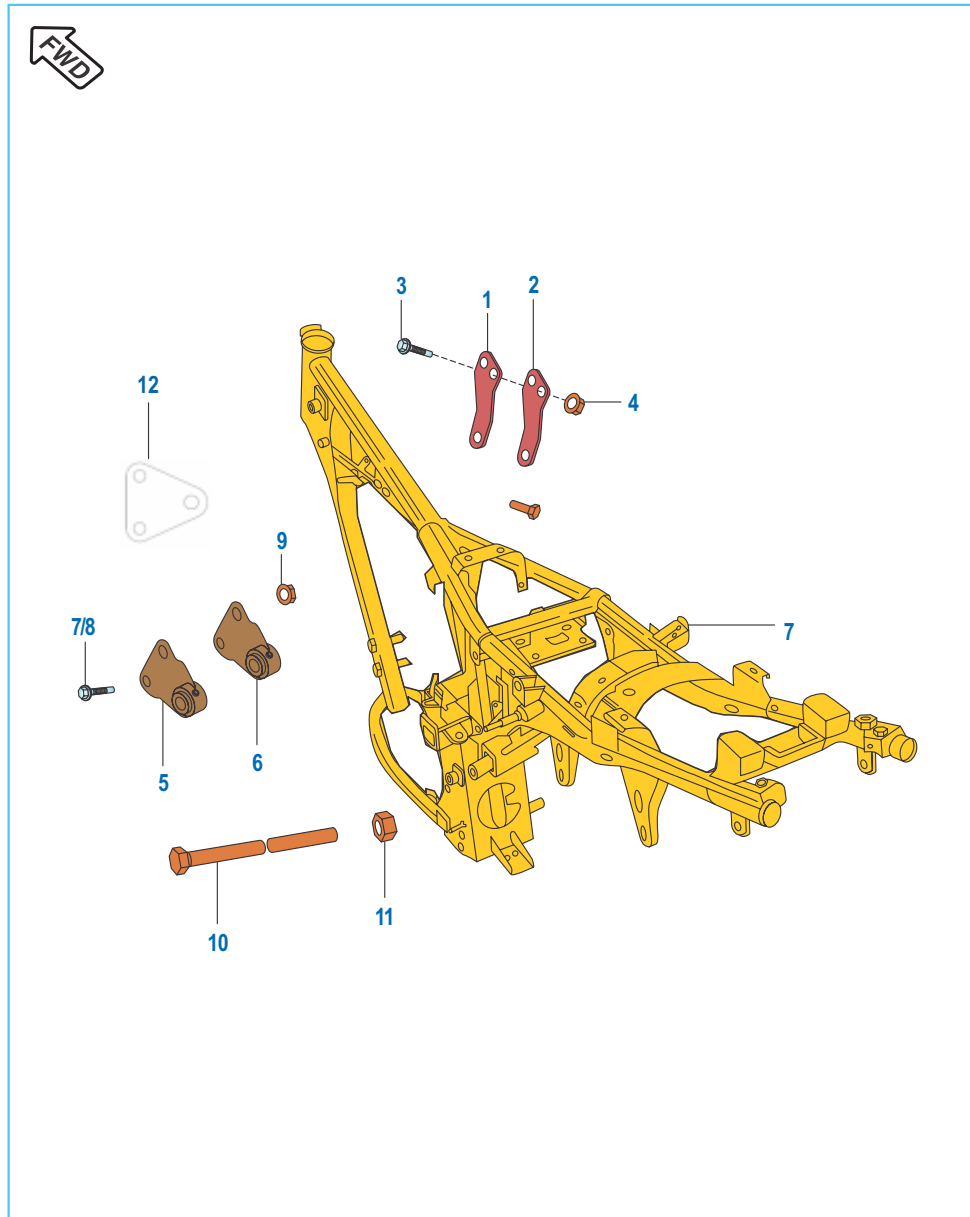
No.	Part No.	Description	CT 100	CT 100B	Remarks
1	DX 1110 05	Rotor Assly	1	--	
	DD 1110 41	Rotor Assly	--	1	
2	DX 1110 06	Stator assly	1	--	
	DF 1110 20	Stator assly	--	1	
3	DD 1013 18	Bolt	3	3	
4	39 1042 19	Seal Oil (HTA make)	1	1	
5	39 1003 20	Bearing ball	1	1	
6	39 1028 21	Ring O	1	1	
7	39 1659 11	Plain washer	3	3	
8	DZ 1110 02	CDI Unit	1	--	
	DU 1110 06	CDI Unit	--	1	
9	39 1553 04	Flanged Bolt	2	2	
10	DU 2010 62	Regulator / Rectifier (R/R) unit	1	1	
11	DD 1110 36	Spark Plug (MICO UR3AC)	1	1	
	DD 1110 18	Spark Plug	1	1	Alternate
12	DZ 1110 12	H. T. Coil	1	1	
13	39 0745 01	Screw pan cross	1	1	
14	DD 1110 11	Grommet Spark plug Cap	1	1	
15	DD 1110 48	Cap Spark plug ®	1	1	
16	DD 1110 12	Grommet H.T. Cable	1	1	
17	31 1110 56	Exitor Coil	1	1	

Seat Assembly & Mounting



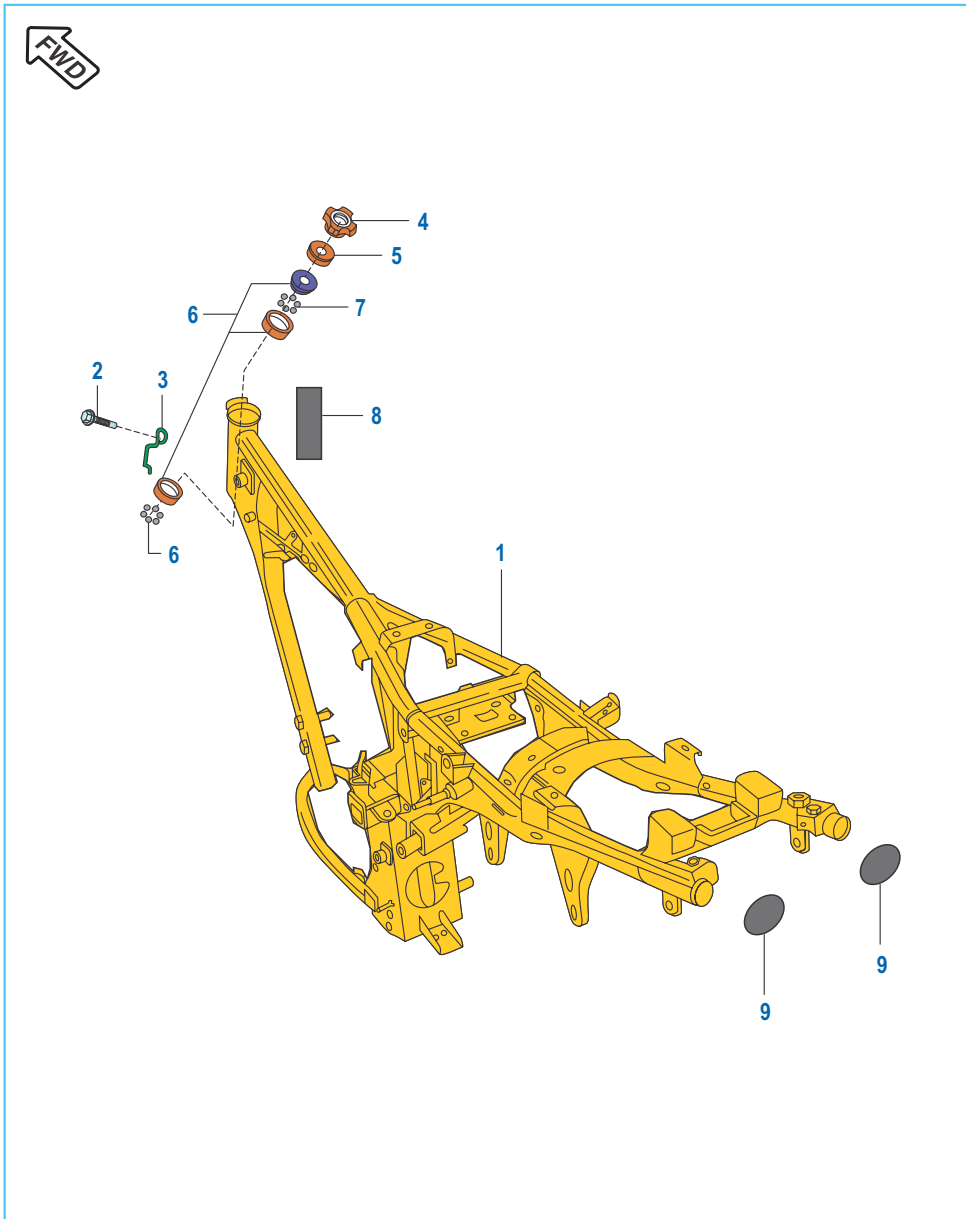
No.	Part No.	Description	CT 100	CT 100B	Remarks
1	DU 2110 01	Seat assly comp. with Damper	1	--	
1A	DM 2110 24	Seat assly comp. with Damper	--	1	
2	DP 2110 09	Damper	9	--	
	31 2110 04	Damper	--	7	
3	39 1211 11	Plain Washer	2	2	
4	39 1290 04	Hex. Bolt	2	--	
	39 1802 04	Hex. Bolt	--	2	
5	DU 1410 14	Seat Lab	1	1	

Engine Mountings



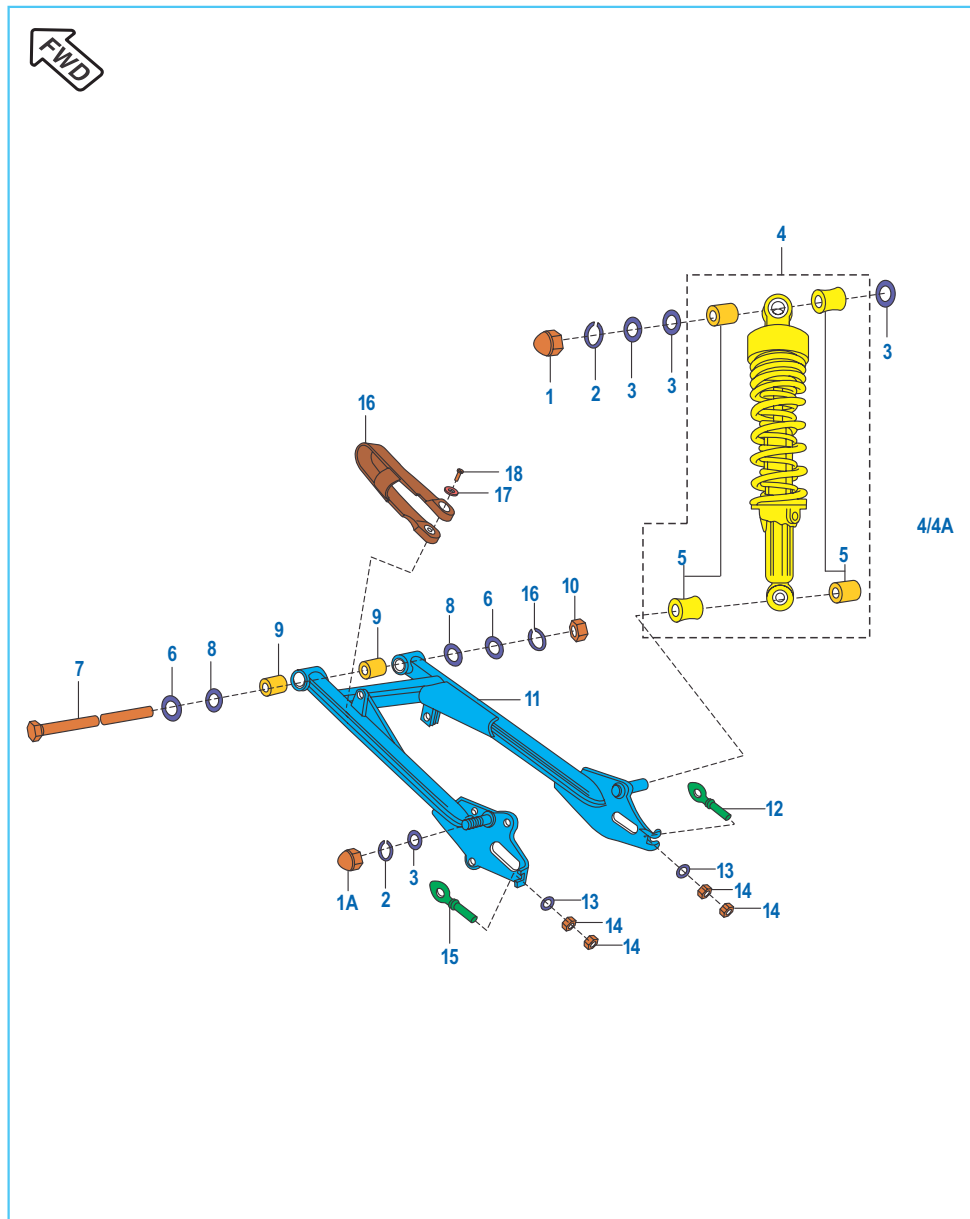
No.	Part No.	Description	CT 100	CT 100B	Remarks
1	DD 1610 53	Bracket Engine Upper LH	1	1	
2	DF 1611 68	Bracket Engine Upper RH	1	1	
3	39 2455 04	Hex Head Bolt	3	3	
4	59 1500 05	Nut Flanged	3	3	
5	DU 1610 93	Bracket Engine Front/Bush LH	1	--	
6	DU 1610 94	Bracket Engine Front/Bush RH	1	--	
7	59 0400 18	Hex Head Bolt M8X85L	1	1	
8	59 0400 17	Hex Head Bolt M8	1	1	
9	59 1500 05	Nut Flanged	2	2	
10	39 2702 04	Hex. Bolt	1	1	
11	39 2723 15	Hex Nut Flanged M10	1	1	
12	DD 1610 52	Bracket Engine	--	2	

Frame & Frame Fittings



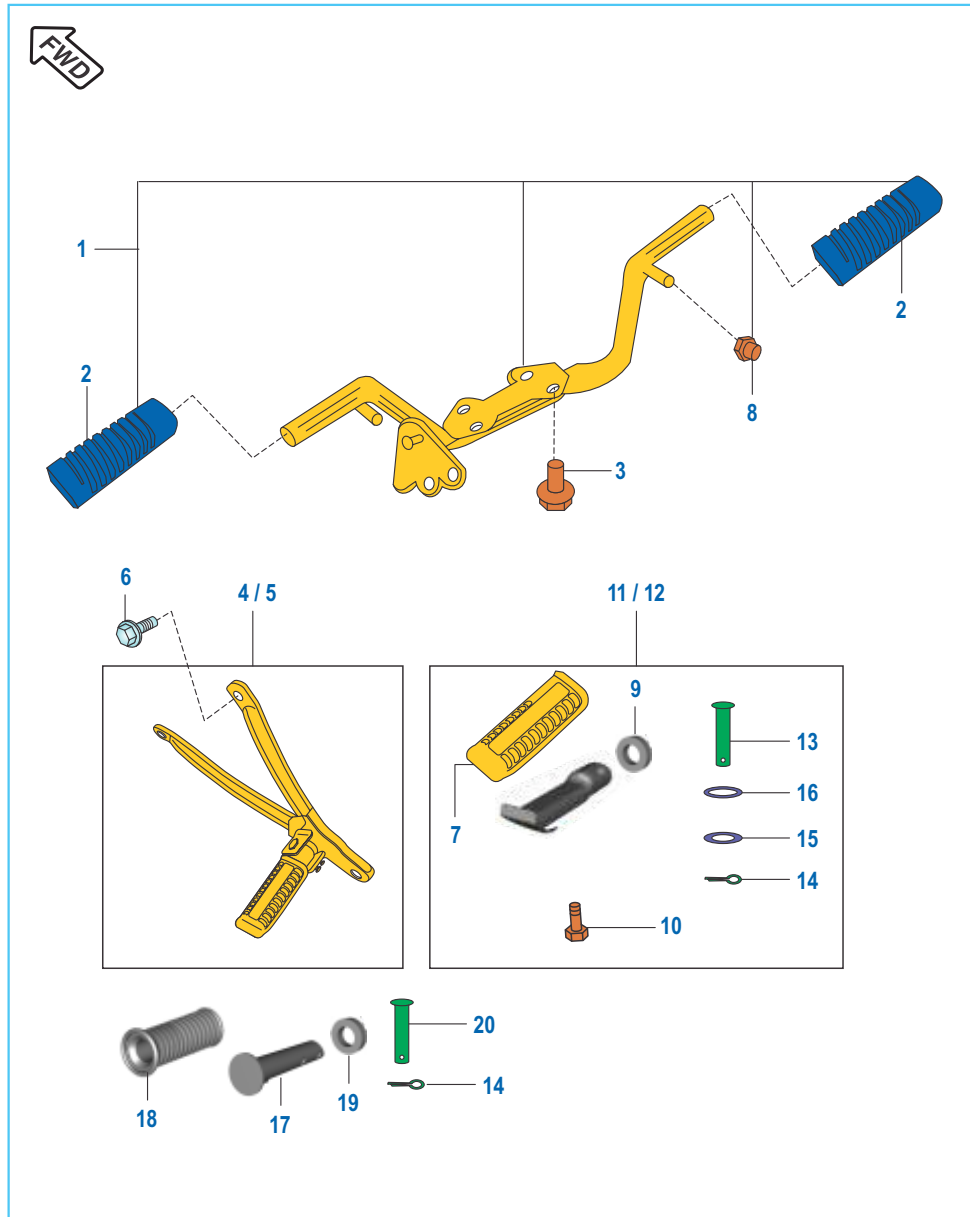
No.	Part No.	Description	CT 100	CT 100B	Remarks
1	DU 1611 20	Frame Comp. / Bearing races	1	--	
	DM 1611 58	Frame Assembly	--	1	
2	39 2473 04	Flanged Bolt	1	1	
3	31 1910 02	Clamp	1	1	
4	DF 1810 90	Nut	1	1	
5	DF 1810 52	Cap Steering	1	1	
6	36 3140 05	Bearing cone kit	1	1	Refer Page No.99
7	30 18 1006	Ball Steel	46	--	
	DJ 1811 15	Cage Bearing with Steel Ball	--	2	
8	DU 1611 96	Tape Frame	1	1	
9	DU 1610 24	Plug	2	--	

Swing Arm / Rear Shock Absorber



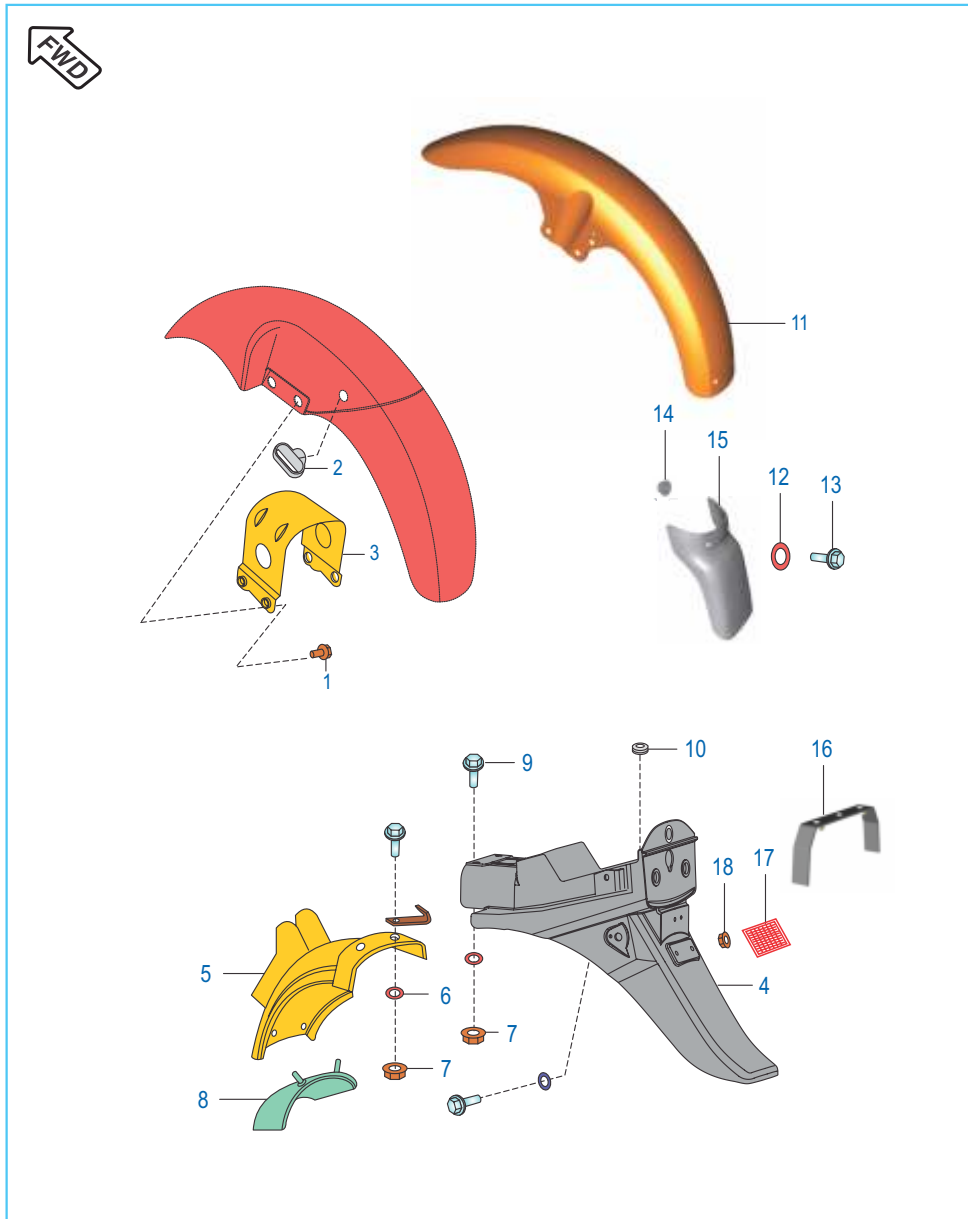
No.	Part No.	Description	CT 100	CT 100B	Remarks
1	JK 1220 07	Domed Cap Nut	4	--	
	39 0712 15	Domed Cap Nut	--	2	
1A	39 2366 15	Domed Cap Nut	--	2	
2	39 0737 12	Washer Spring	4	4	
3	39 0714 11	Washer Plain	8	8	
4	DZ 1710 16	Rear Shock Absorber	2	--	
	DM 1710 27	Rear Shock Absorber	--	2	
5	36 DF17 01	Rubber Inner Bush kit	1	1	Refer Page No. 98
6	39 0248 11	Plain Washer	2	2	
7	31 1710 06	Shaft Swing Arm	1	--	
	LD A000 12	Shaft Swing Arm	--	1	
8	39 0201 11	Plain Washer	2	2	
9	30 1710 18	Bushing Rubber	2	2	
10	39 1225 15	Nut Hex./ flange	1	1	
11	DU 1710 17	Arm Comp. Swing / Bush	1	1	
12	52 DF00 21	Adjuster Chain (RH)	1	--	Refer Page No. 98
	JK 1220 04	Adjuster Chain (RH)	--	1	
13	39 0711 11	Washer Plain	2	2	
14	39 0292 15	Hex Nut	4	--	
	LC A000 11	Hex Nut	--	2	
14A	39 2122 15	Hex Nut	--	2	
15	52 DF00 20	Adjuster Chain (LH)	1	--	Refer Page No. 98
	JK 1220 02	Adjuster Chain (LH)	--	1	
16	31 1710 12	Damper for Swing arm	1	1	
17	39 0454 11	Plain washer	2	--	
	39 1309 11	Plain washer	--	2	
18	39 0553 02	Self tapping Screw	2	2	

Foot Rest - Rider / Pillion



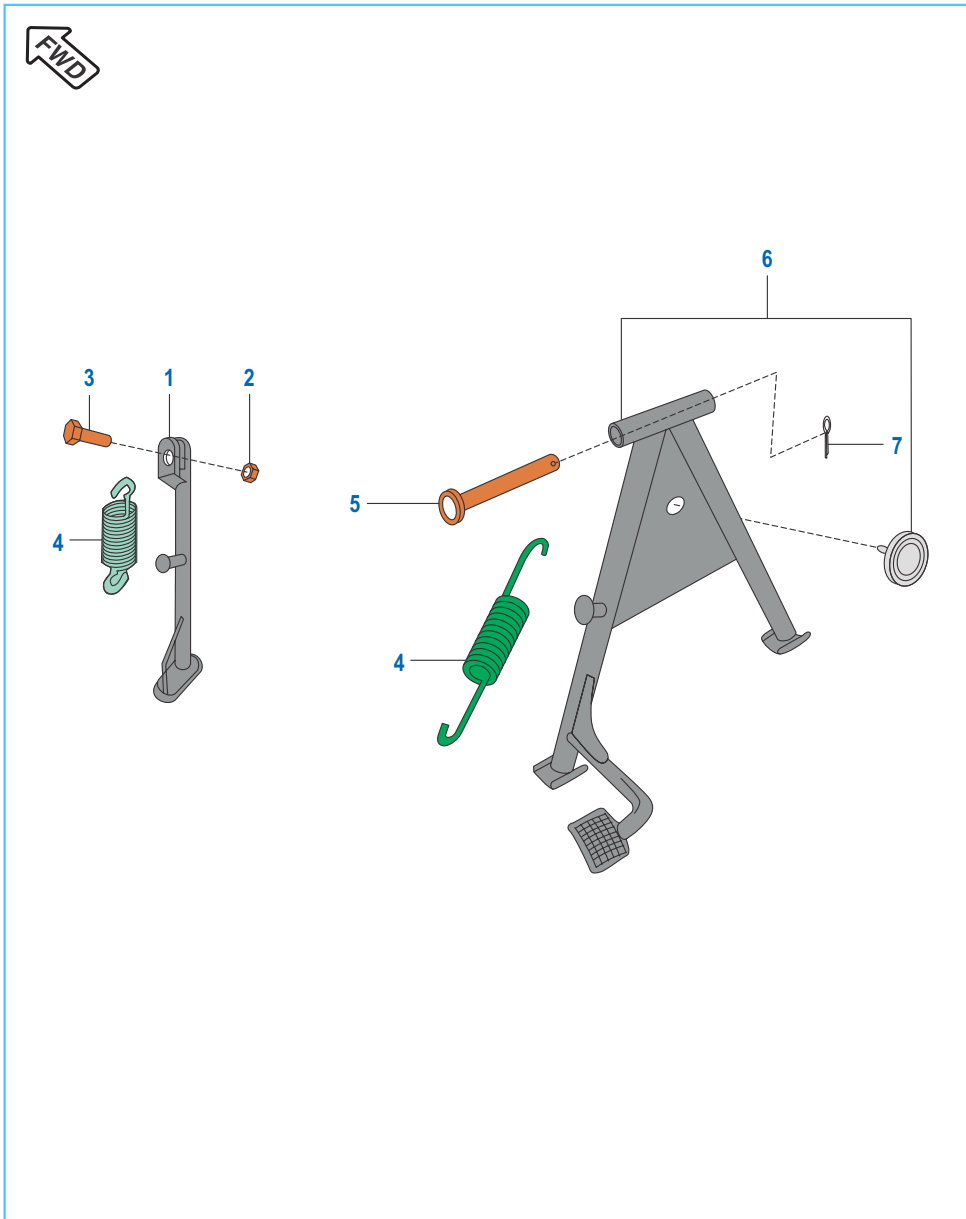
No.	Part No.	Description	CT 100	CT 100B	Remarks
1	DF 1614 25	Holder Step/Damper/Kick Stopper	1	1	
2	DF 1614 13	Rubber Main Step	2	2	
3	39 1940 04	Flanged Bolt	4	4	
4	DU 1611 44	Stay LH	1	--	
5	DU 1612 66	Stay LH With Pillion Step	--	1	
5	DU 1612 35	Stay RH	1	--	
5	DU 1612 68	Stay RH With Pillion Step	--	1	
6	39 2481 04	Hex bolt flanged	2	2	
7	DX 1610 56	Rubber Pillion Step (PVC)	2	--	
8	DH 1611 94	Kick Stopper	1	1	
9	DH 1611 78	Spacer Main Step	2	--	
10	22 1504 51	Bolts	2	--	
11	52 DU03 02	Pillion Step LH	1	--	
12	52 DU03 03	Pillion Step RH	1	--	
13	DD 1613 81	Pin Pillion Step	2	--	
14	39 0784 08	Pin Split	2	2	
15	30 1410 31	"O" Ring	2	--	
16	39 1040 11	Washer Plain	2	--	
17	DP 1611 70	Step Pillion	--	2	
18	JK 1130 08	Rubber Pillion	--	2	
19	DP 1611 63	Washer For Pillion Foot Rest	--	2	
20	30 1710 22	Pin For Pillion Foot Rest	--	2	

Mudguard - Front & Rear




No.	Part No.	Description	CT 100	CT 100B	Remarks
1	39 2222 04	Flanged Bolt	4	4	
2	DJ 1610 68	Cable Guide	1	--	
3	DU 1610 98	Brace	1	--	
4	DU 1610 08	Fender Rear	1	--	
	DF 1611 04	Fender Rear	--	1	
5	DM 1610 09	Fender Rear Front	1	1	
6	39 0711 11	Plain Washer	6	6	
7	39 0817 15	Hex. Nut Flanged	6	6	
8	DD 1610 51	Flap	1	1	
9	39 2483 04	Hex. Head Bolt Flange M6	6	6	
10	DD 1610 13	Grommet	1	1	
11	52 DM03 35	Front Fender	--	1	
12	01 1106 09	Washer	--	2	
13	22 1504 35	Bolt	--	2	
14	39 2484 15	Nut	--	2	
15	DF 1612 45	Mud Flap Front	--	1	
16	DF 1611 59	Brace Fender Rear	--	1	
17	30 2010 69	Reflector Reflex	--	1	
18	39 2484 15	Nut	--	1	

Stand Assembly



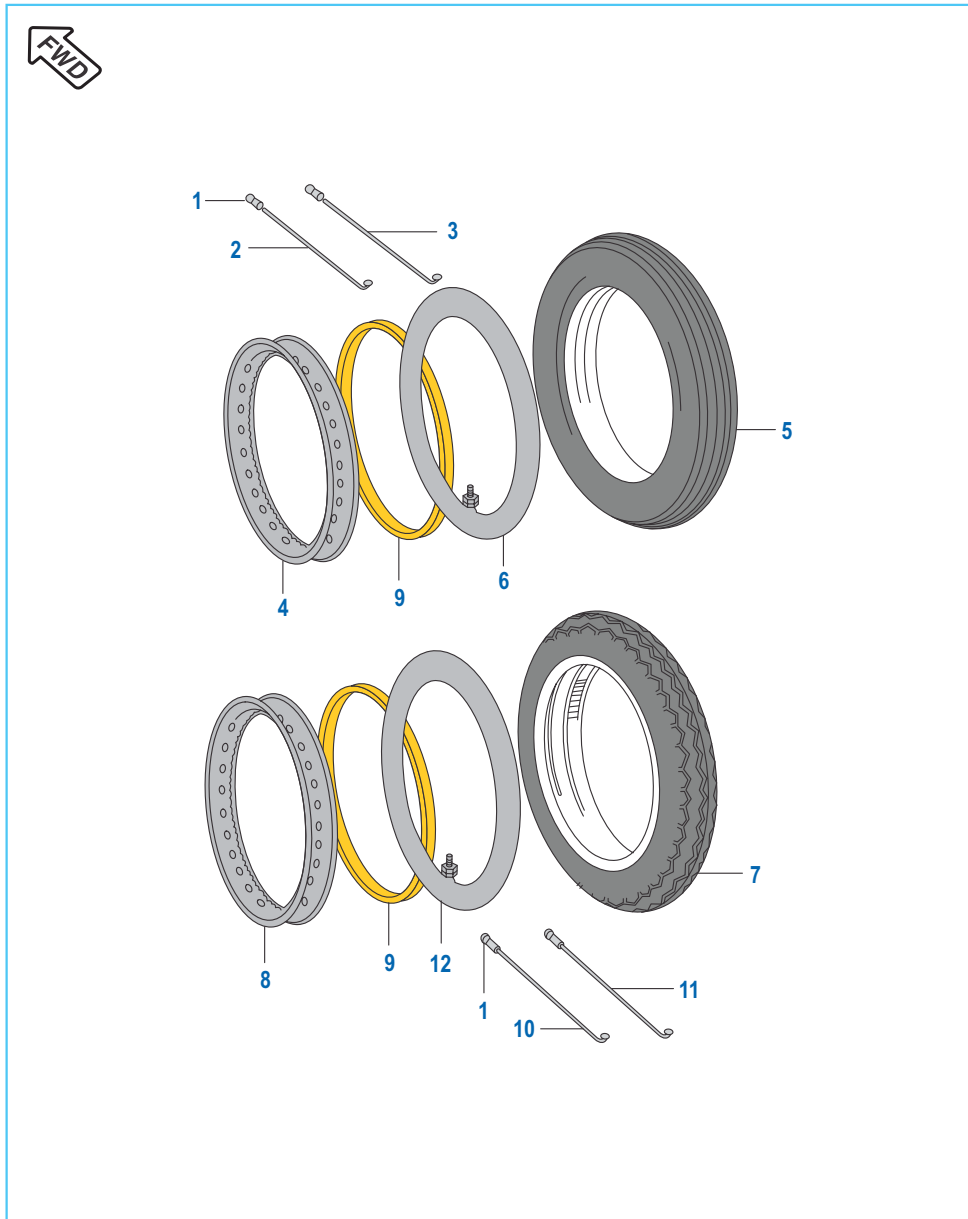
No.	Part No.	Description	CT 100	CT 100B	Remarks
1	DL 1610 48	Stand Side	1	1	
2	39 0422 15	Nyloc Nut	1	1	
3	DF 1611 02	Bolt	1	1	
4	30 1611 58	Spring	2	2	
5	30 1611 57	Shaft Center Stand	1	1	
6	DU 1610 32	Stand Centre / Damper	1	1	
7	39 0787 08	Pin Cotter	1	1	
8	DG 1611 24	Damper Center Stand	--	1	

Tube / Tyre / Rim (Alloy Wheels)



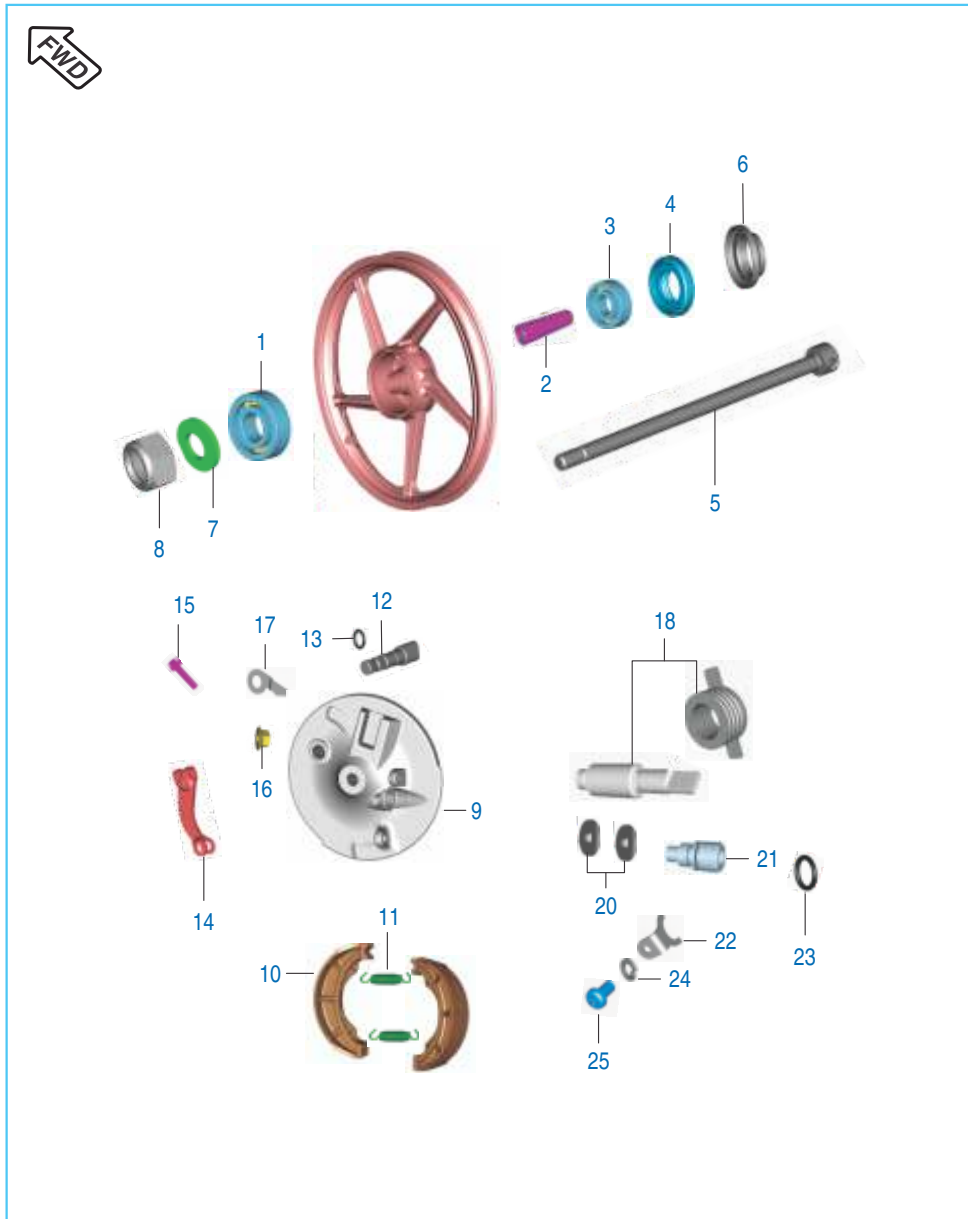
No.	Part No.	Description	CT 100	CT 100B	Remarks
1	JK 1310 26	Wheel Front 1.4X17	1	--	
2	DS 1510 49	Tube Front - 2.75 X 17	1	--	
3	DM 1510 25	Tyre Front - 2.75X17	1	--	
4	DU 1510 34	Wheel Rear 1.6X17	1	--	
5	DS 1510 53	Tube Rear 3 X 17	1	--	
6	DM 1510 28	Tyre Rear - 3 X17	1	--	

Tube / Tyre / Rim (For Spoke Wheel)



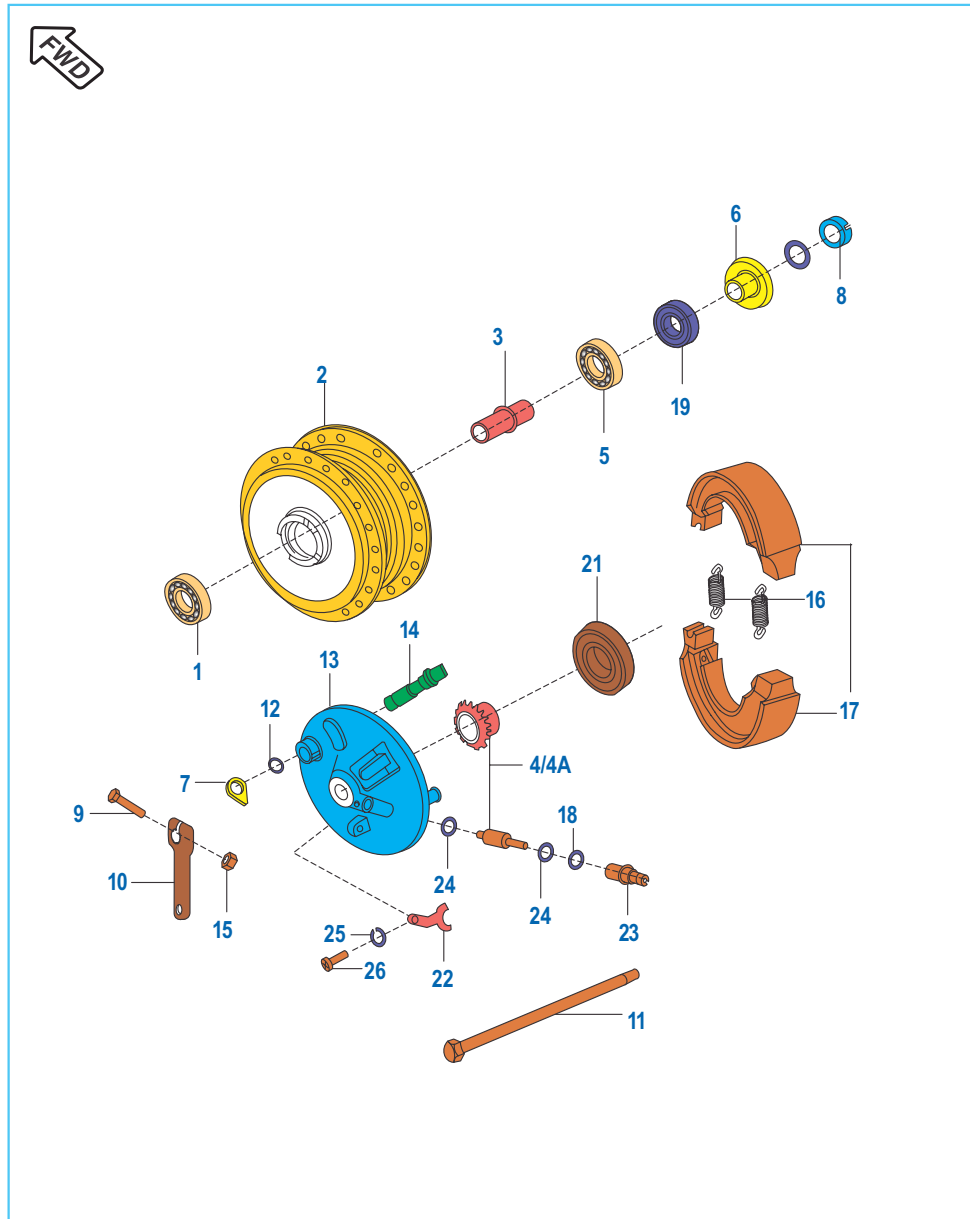
No.	Part No.	Description	CT 100	CT 100B	Remarks
1	16 1510 66	Nipple Spoke	72	72	
2	DU 1510 25	Spoke Inner Front	18	18	
3	DU 1510 26	Spoke Outer Front	18	18	
4	DM 1510 29	Wheel Rim Front (1.6 x 17)	1	1	
5	DM 1510 25	Tyre Front 2.75 X 17	1	1	
6	DS 1510 49	Tube Front 2.75 X 17	1	1	
7	DM 1510 28	Tyre Rear 3 X 17	1	1	
8	DU 1510 18	Wheel Rim Rear (1.85 x 17)	1	1	
9	DG 1510 22	Band Rim	2	2	
10	DU 1510 25	Spoke Inner Rear	18	18	
11	DU 1510 26	Spoke Outer Rear	18	18	
12	DS 1510 53	Tube Rear	1	1	

Front Hub (Alloy Wheels)



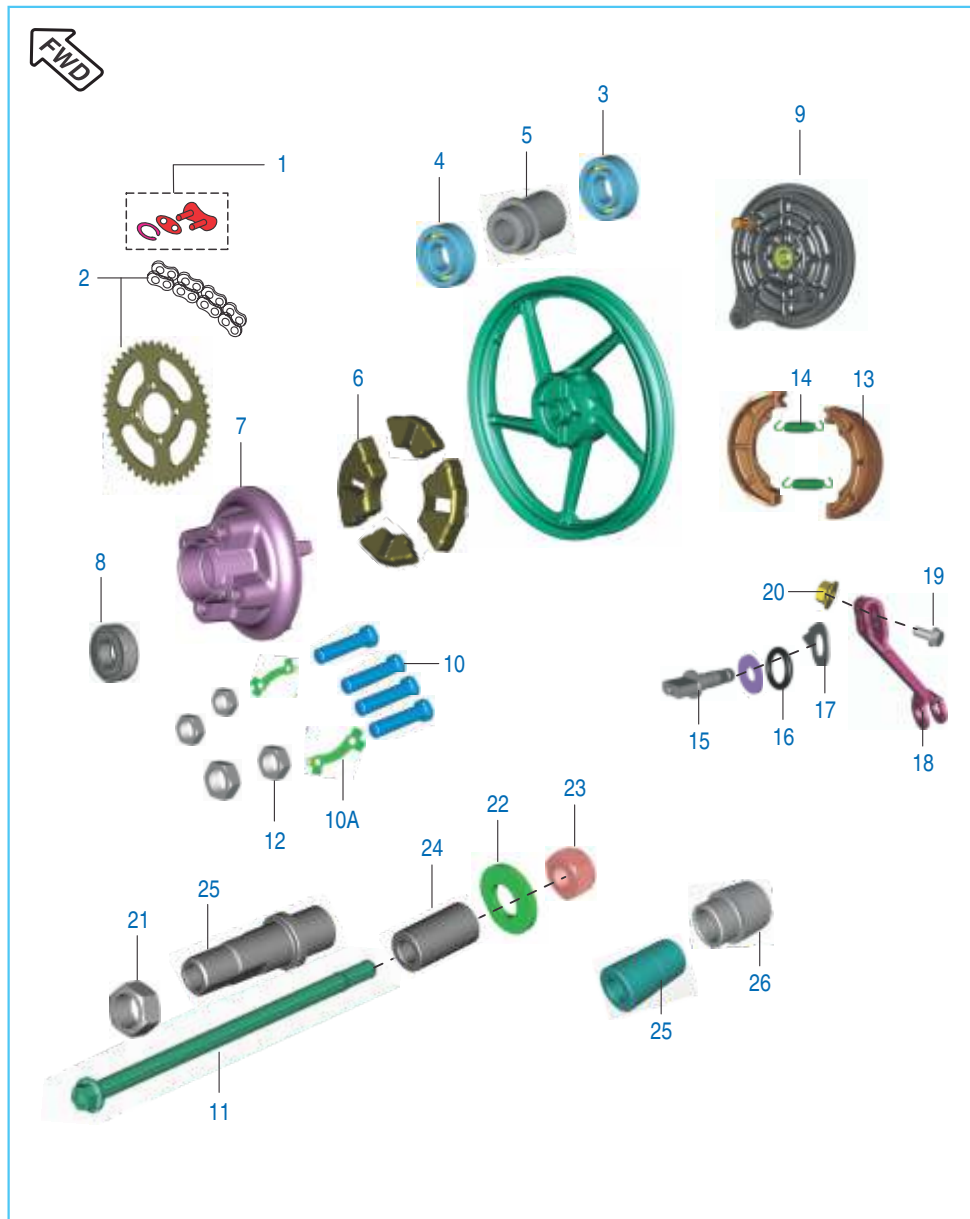
No.	Part No.	Description	CT 100	CT 100B	Remarks
1	39 2681 20	Bearing-Ball-C3 Clearance	1	--	
2	31 1510 04	Collar	1	--	
3	39 2680 20	Bearing-Ball-C3 Clearance	1	--	
4	14 1510 21	Seal - Oil 30 X 17 X 6	1	--	
5	DZ 1510 12	Axle Front	1	--	
6	DU 1510 05	Collar Assly	1	--	
7	39 0248 11	Washer - Plain	1	--	
8	DZ 1510 40	U Nut M10	1	--	
9	DZ 1510 27	Panel Front Brake	1	--	
10	31 1510 07	Shoe Brake	2	--	
11	30 1510 37	Spring	2	--	
12	31 1510 11	Cam Brake	2	--	
13	30 1510 38	O Ring	1	--	
14	DD 1510 08	Lever Brake Cam	2	--	
15	39 0775 04	Hex Head Bolt	1	--	
16	39 0798 15	Flanged Nut	1	--	
17	DD 1510 09	Wear Indicator	1	--	
18	36 DZ00 08	Kit Gear Meter	1	--	Refer Page No. 99
19	31 1510 14	Oil Seal	1	--	
20	30 1510 42	Washer A	2	--	
21	JA 1316 06	Bushing	1	--	
22	30 1511 18	Stopper For Bushing	1	--	
23	39 1013 21	O Ring	1	--	
24	39 0900 12	Washer Spring	1	--	
25	39 0840 01	Screw Pan Cross	1	--	

Front Hub (Spoke Wheels)



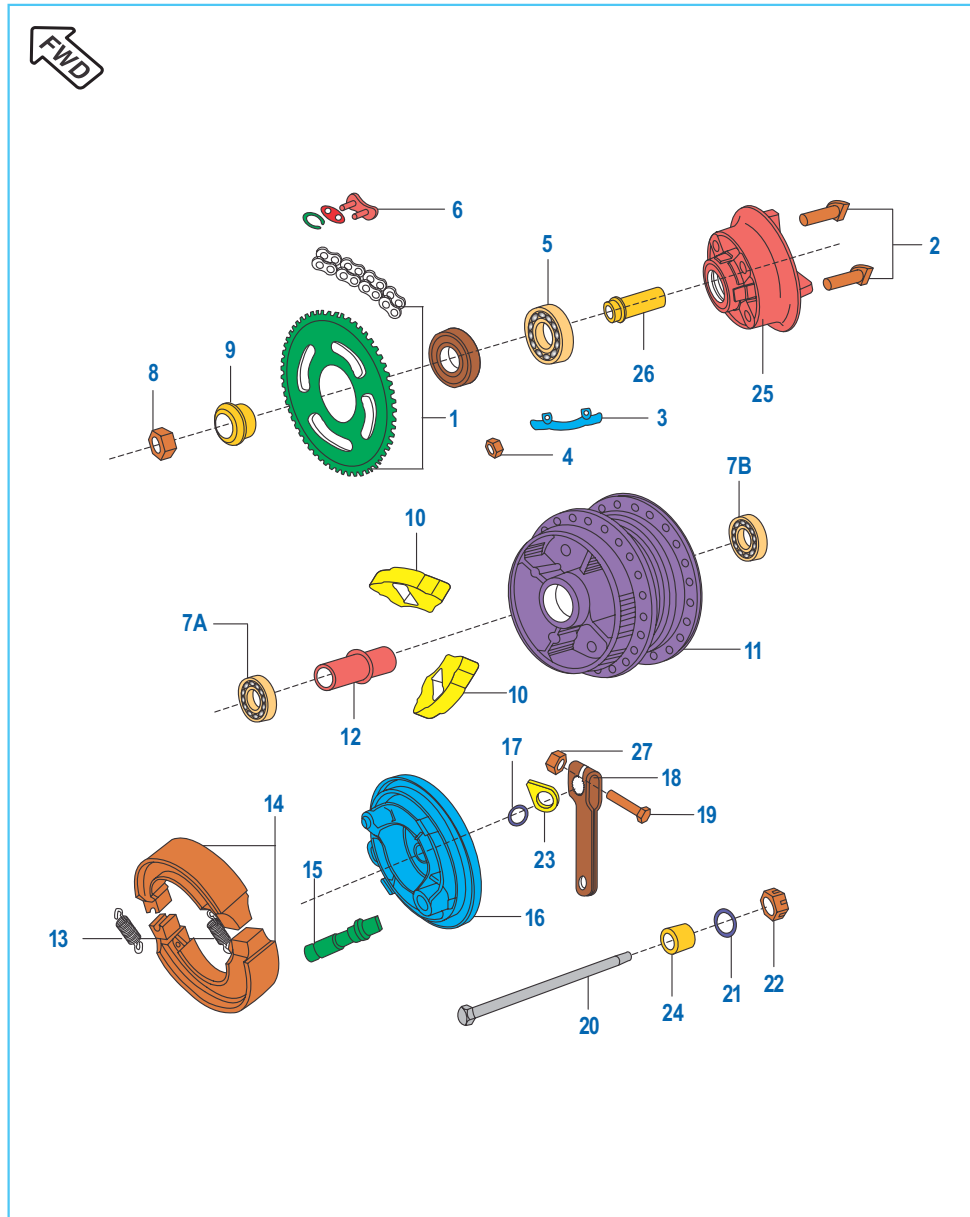
No.	Part No.	Description	CT 100	CT 100B	Remarks
1	39 2680 20	Ball Bearing	1	1	
2	DF 1510 03	Drum Front	1	1	
3	31 1510 04	Collar	1	1	
4	36 DZ00 08	Gear Meter Screw Kit	1	1	Refer Page No.99
5	39 2681 20	Ball Bearing	1	1	
6	DU 1510 05	Collar Axle Assly.	1	1	
7	DD 1510 09	Indicator Front	1	1	
8	DU 1510 31	Nut Hex. Slotted	1	1	
9	39 0775 04	Bolt	1	1	
10	DD 1510 08	Lever Brake Cam	1	1	
11	DZ 1510 12	Axle	1	1	
12	30 15 1038	Ring O	1	1	
13	DZ 1510 27	Panel Front Brake	1	1	
14	31 15 1011	Cam Brake	1	1	
15	39 0798 15	Flange Nut	1	1	
16	30 1510 69	Spring	2	2	
17	31 1510 60	Shoe Brake Assly.	2	2	
18	39 1013 21	Ring 'O'	1	1	
19	14 1510 21	Oil Seal	1	1	
20	KB CC05 14	Screw Counter (New Speedo Cable)	1	1	N.I.
21	31 1510 14	Oil Seal	1	1	
22	30 1511 18	Stopper for bushing	1	1	
23	JA 1316 06	Bushing	1	1	
24	30 1510 42	Washer	2	2	
25	39 0900 12	Spring Washer	1	1	
26	39 0840 01	Screw pan Cross	1	1	
27	39 1561 21	"O" ring (New Speedo Cable)	1	1	N.I.

Rear Hub (Alloy Wheels)



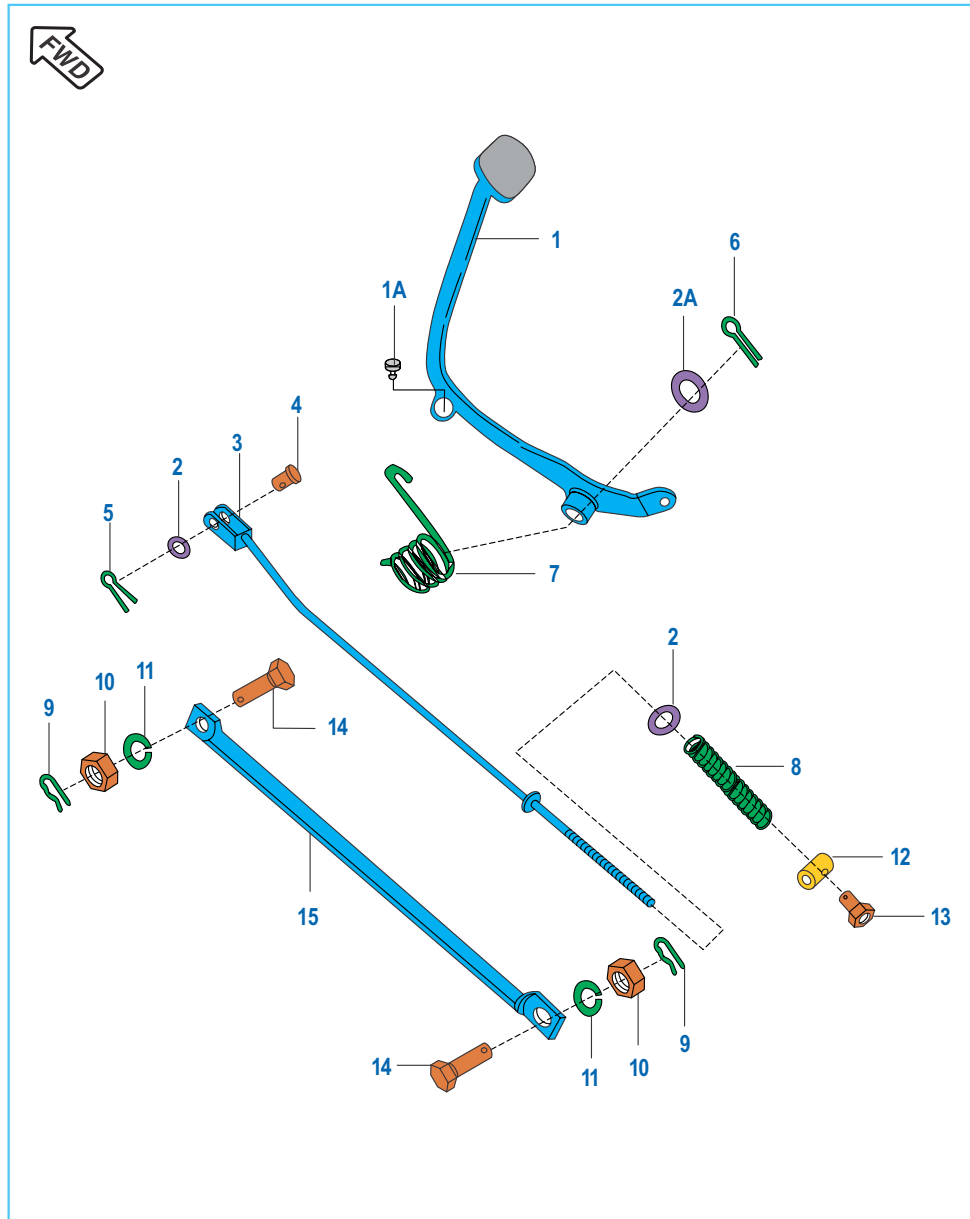
No.	Part No.	Description	CT 100	CT 100B	Remarks
1	DX 1510 81	Drive Chain Lock	1	--	
2	36 DU40 17	Kit Chain Sprocket	1	--	Refer Page No. 100
3	KP BB63 01	Bearing ball C3 Clearance	1	--	
4	KP BB62 01	Bearing ball C3 Clearance	1	--	
5	31 1510 18	Collar-Bearing	1	--	
6	31 1510 21	Coupling Rubber	4	--	
7	DU 1510 10	Coupling	1	--	
8	39 2240 20	Ball Bearing	1	--	
9	DZ 1510 45	Panel Rear Brake	1	--	
10	39 0978 04	D Bolt	4	--	
10A	31 1510 29	Washer	2	--	
11	DU 1510 29	Axle Rear	1	--	
12	39 0794 15	Nut U Flange	4	--	
13	31 1510 07	Shoe Brake Assly	2	--	
14	30 1510 69	Spring	2	--	
15	31 1510 23	Cam Brake Assly.	1	--	
16	30 1510 38	'O' Ring	1	--	
17	30 1510 05	Wear Indicator	1	--	
18	31 1510 37	Lever Cam Brake	1	--	
19	39 1074 04	Hex Bolt with Flange	1	--	
20	39 0798 15	Flange Nut	1	--	
21	39 0988 15	Hexagon Nut M18X1.5P	1	--	
22	39 0714 11	Washer Plain	1	--	
23	59 1500 03	Nut - U M12	1	--	
24	31 1510 26	Collar	1	--	
25	31 1510 28	Sleeve Coupling	1	--	
26	DU 1510 06	Collar	1	--	

Rear Hub (Spoke Wheels)



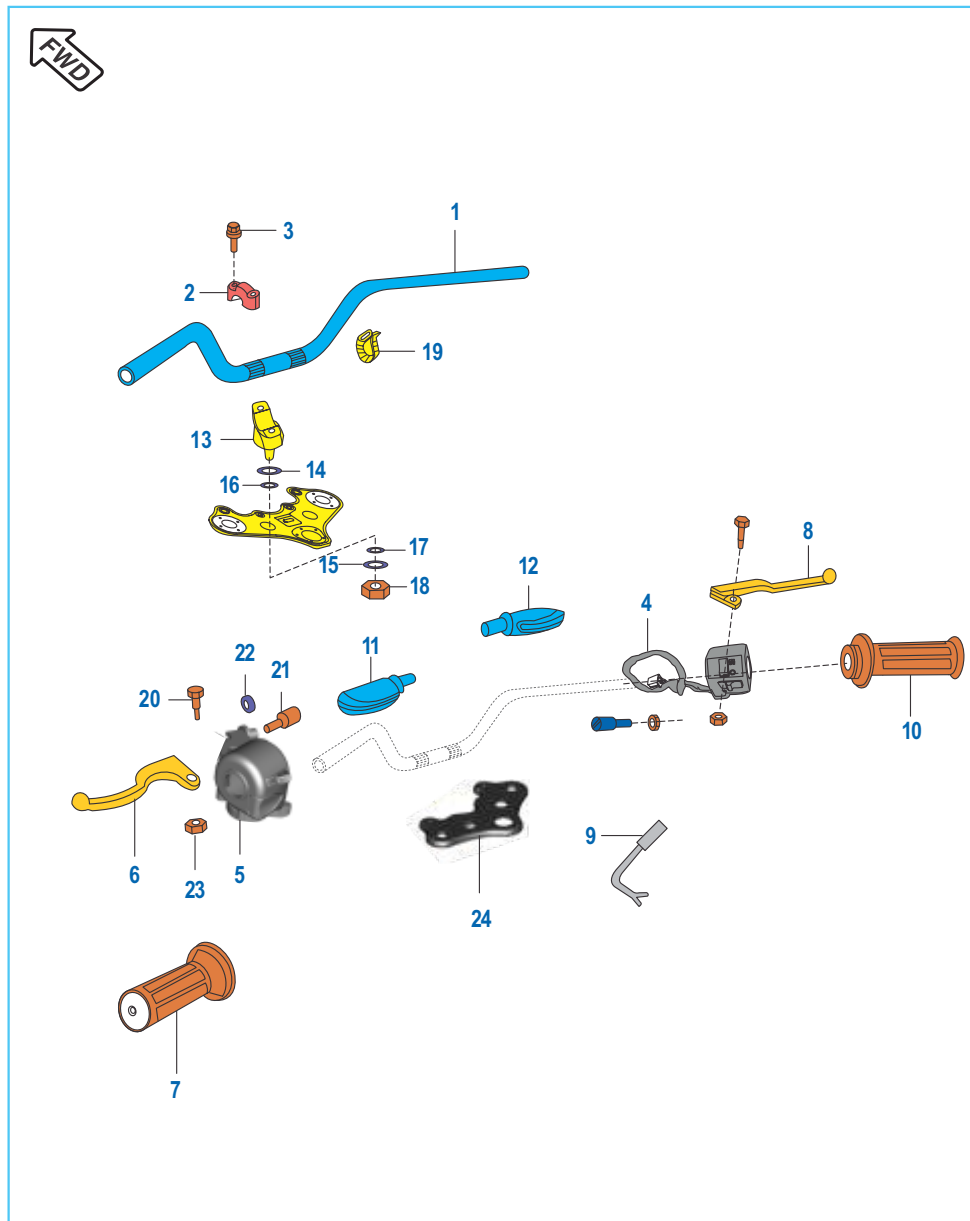
No.	Part No.	Description	CT 100	CT 100B	Remarks
1	36 DU40 17	Chain Sprocket Kit	1	1	Refer Page No.100
2	39 0978 04	'D' bolt	4	4	
3	31 15 1029	Washer	2	2	
4	39 0794 15	Nut Hex. Fine	4	4	
5	39 2240 20	Bearing Ball	1	1	
6	DX 1510 81	Drive Chain Connecting Link	1	1	
7A	39 2682 20	Bearing Ball 12X37X12-1RS/C3	1	--	
	KP BB63 01	Bearing-ball-C3	--	1	
7B	39 1364 20	Bearing Ball 12 X 32 X 10RS1	1	1	
	KP BB62 01	Bearing-ball-C3	--	1	
8	39 0988 15	Nut Hex.	1	1	
9	31 1510 30	Collar	1	--	
	31 1510 18	Collar	--	1	
10	31 15 1021	Shock Damper	4	4	
11	DU 1510 09	Drum Rear	1	1	
12	31 1510 18	Collar Assly.	1	1	
13	30 15 1069	Spring	2	2	
14	31 1510 60	Shoe Brake Assly.	1	1	
15	31 1510 22	Brake Cam Assly.	1	1	
16	31 15 1024	Panel Rear Brake	1	1	
17	30 15 1038	Ring O	1	1	
18	31 15 1037	Lever Brake	1	1	
19	39 0775 04	Bolt	1	1	
20	DU 1510 29	Axle	1	1	
21	39 0714 11	Washer Plain	1	1	
22	59 1500 03	Nut Castle	1	1	
23	30 1510 05	Indicator	1	1	
24	31 1510 26	Collar	1	1	
25	31 1510 27	Coupling	1	--	
	DU 1510 10	Coupling	--	1	
26	31 1510 28	Sleeve	1	1	
27	39 0798 15	Hex. nut	1	1	

Rear Brake Pedal



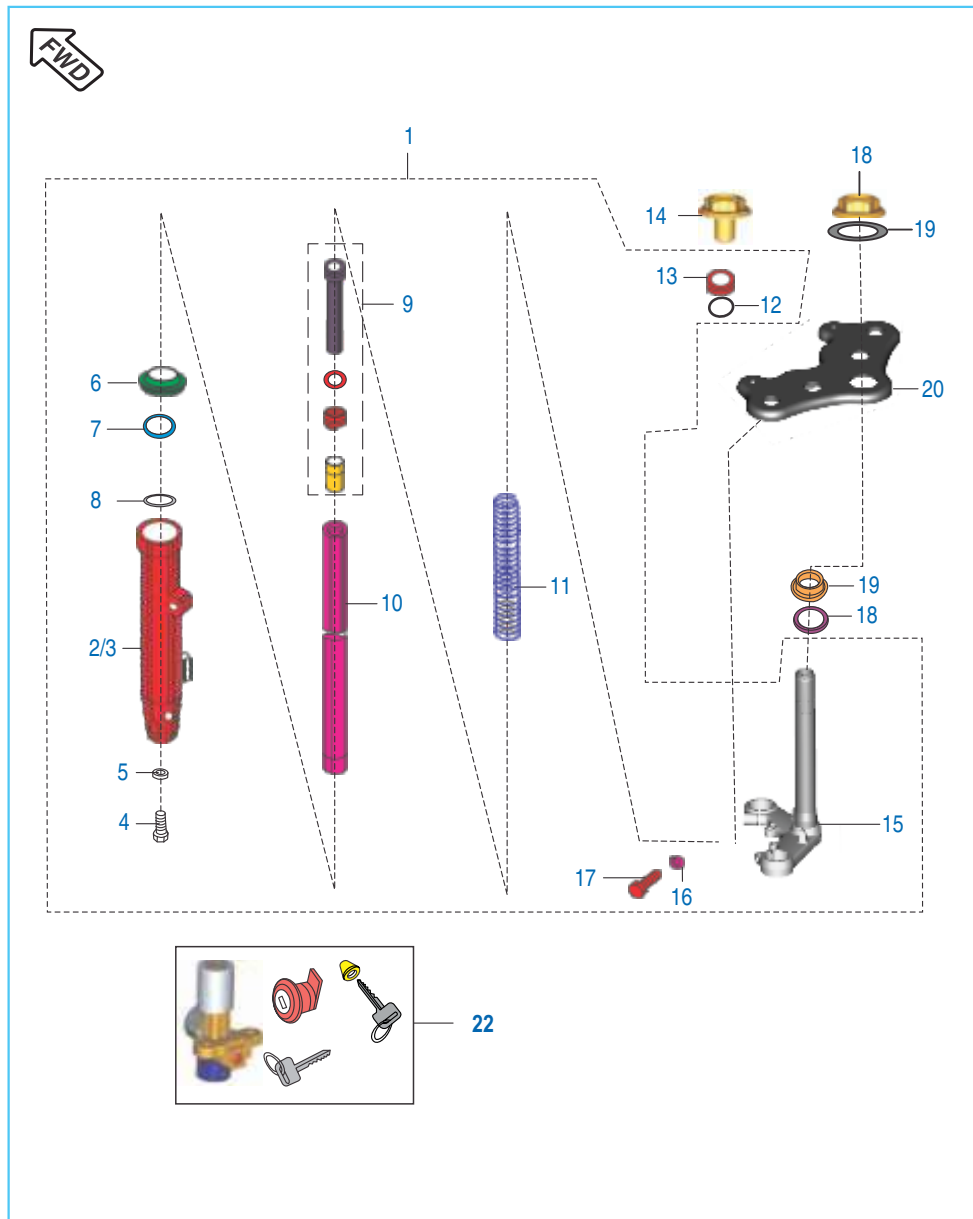
No.	Part No.	Description	CT 100	CT 100B	Remarks
1	DZ 1910 04	Lever Brake Tubular	1	--	
	DU 1910 50	Lever Brake Tubular	--	1	
1A	DD 1610 78	Damper	1	1	
2	39 0198 11	Plain Washer	2	2	
2A	39 0805 11	Plain Washer	1	1	
3	DU 1910 30	Rod Brake	1	1	
4	30 1910 38	Pin	1	1	
5	39 0808 08	Split pin	1	1	
6	39 0797 08	Pin Cotter	1	1	
7	30 1910 31	Spring	1	1	
8	30 1910 35	Spring	1	1	
9	39 0807 08	Pin Snap	2	2	
10	39 0708 15	Nut Hex.	2	2	
11	39 0789 12	Washer Spring	2	2	
12	30 1910 37	Pin	1	1	
13	30 1910 36	Brake adjusting nut	1	1	
14	30 1510 95	Bolt	2	2	
15	DF 1510 16	Torque rod	1	1	

Handle Bar Assly



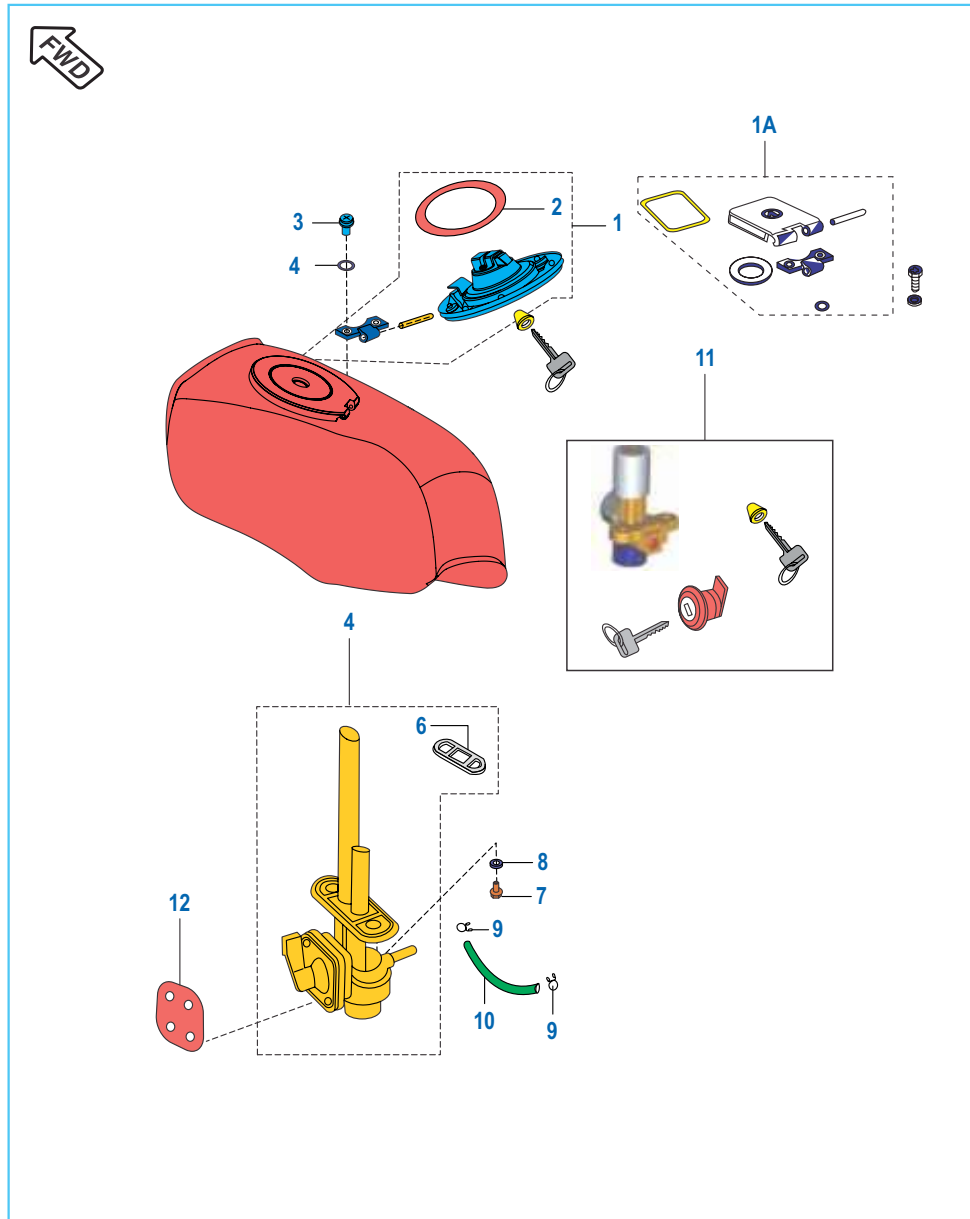
No.	Part No.	Description	CT 100	CT 100B	Remarks
1	DF 1811 17	Handle	1	--	
	DU 1811 07	Handle	1	1	Ser Bulletin 2015_33
2	FD 1810 30	Holder Handle Upper	2	2	
3	39 1074 04	Flanged Bolt	4	4	
4	DF 2010 53	Control Switch RH	1	--	
	DU 1910 45	Control Switch RH	1	--	Ser Bulletin 2015_33
	DM 2010 36	Control Switch RH	--	1	
5	DU 1910 34	Control Switch LH	1	--	
	DU 1910 44	Control Switch LH	1	1	Ser Bulletin 2015_33
6	DU 1910 35	Lever grip - Left	1	1	
7	DF 1910 26	Grip - Left hand	1	1	
8	DF 1910 66	Lever grip - Right	1	1	
9	DD 2011 70	Front brake switch	1	1	
10	DF 1910 27	Grip assly RH	1	1	
11	DM 1910 14	Boot For Lever LH	1	1	
12	DM 1910 15	Boot For Lever RH	1	1	
13	FD 1810 31	Holder Handle Lower	2	2	
14	DF 1810 91	Damper Handle Upper	2	2	
15	DF 1810 92	Damper Handle Lower	2	2	
16	FD 1810 19	Washer Plain Upper	2	2	
17	FD 1810 20	Washer Plain Lower	2	2	
18	39 0422 15	Nylock Nut	2	2	
19	30 1910 48	Harness Band	2	2	
20	39 0830 01	Stud	2	2	
21	DD 1911 47	Adjusting Screw	2	2	
22	39 1910 17	Nut	2	2	
23	39 1184 15	Nut	2	2	
24	DD 1812 05	Holder Fork Upper	1	1	

Front Fork



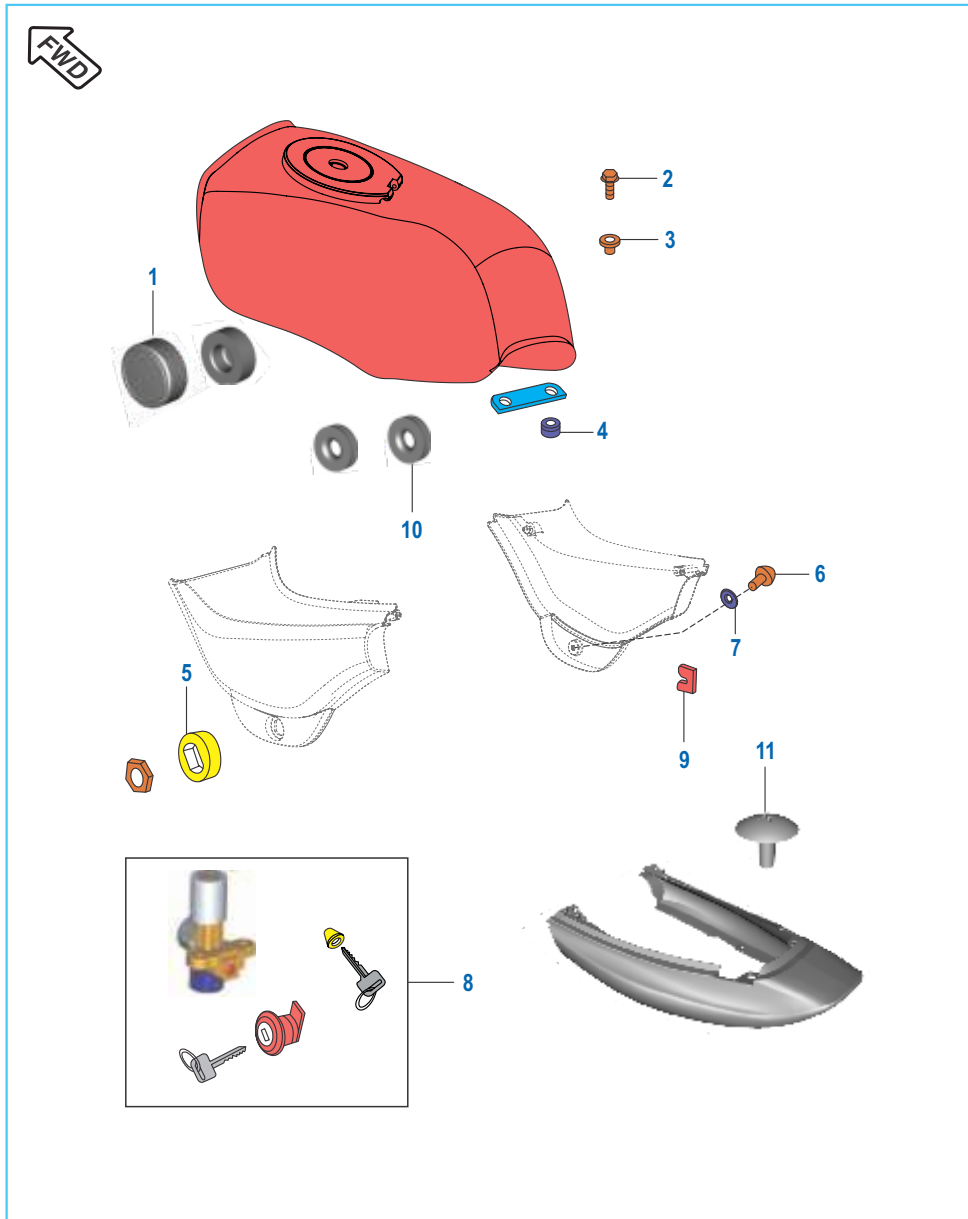
No.	Part No.	Description	CT 100	CT 100B	Remarks
1	DU 1810 67	Assly Front Fork	1	--	
	DM 1810 43	Assly Front Fork	--	1	
2	DD 1810 10	Tube Outer LH	1	1	
	DU 1811 01	Tube Outer LH	1	--	
3	DD 1810 14	Tube Outer RH	1	1	
	DU 1811 02	Tube Outer RH	1	--	
4	30 1810 25	Bolt Socket Head	2	2	
5	30 1810 26	Gasket	2	2	
6	DD 1810 11	Seal Dust	2	2	
7	DL 1810 80	Seal Oil	2	2	
8	30 1810 23	Ring -Snap: Endu Sys	2	2	
9	30 1810 53	Cylinder Complete Fork -Drum	2	2	Refer Page No. 99
10	DM 1810 36	Pipe Complete-Suspension - Inner	2	2	
11	DE 1810 31	Spring Main	2	2	
12	30 1262 21	'O' Ring	2	2	
13	DF 1810 85	Bolt Fork	2	2	
14	59 0400 06	Hex Bolt	2	--	
	39 1813 04	Bolt	--	2	
15	DD 1812 06	Fork Under Bracket	1	1	
16	39 0789 12	Washer Spring	2	2	
17	39 1813 04	Bolt Hexagon Head M8X40	2	2	
18	FD 1810 12	Cap Nut Fork	1	1	
19	DF 1810 89	Washer - Plain	1	1	
20	DD 1812 05	Holder Fork Upper	1	1	
21	39 1943 04	Bolt Ignition Switch Mounting	2	2	
22	DU 1810 32	Lock set assly (3 in 1)	1	--	
	PF 2326 03	Lock set assly (3 in 1)	--	1	
23	DU 1810 99	Leg Assly LH	1	--	
24	DU 1811 00	Leg Assly RH	1	--	

Petrol Tank Cap & Fuel Cock



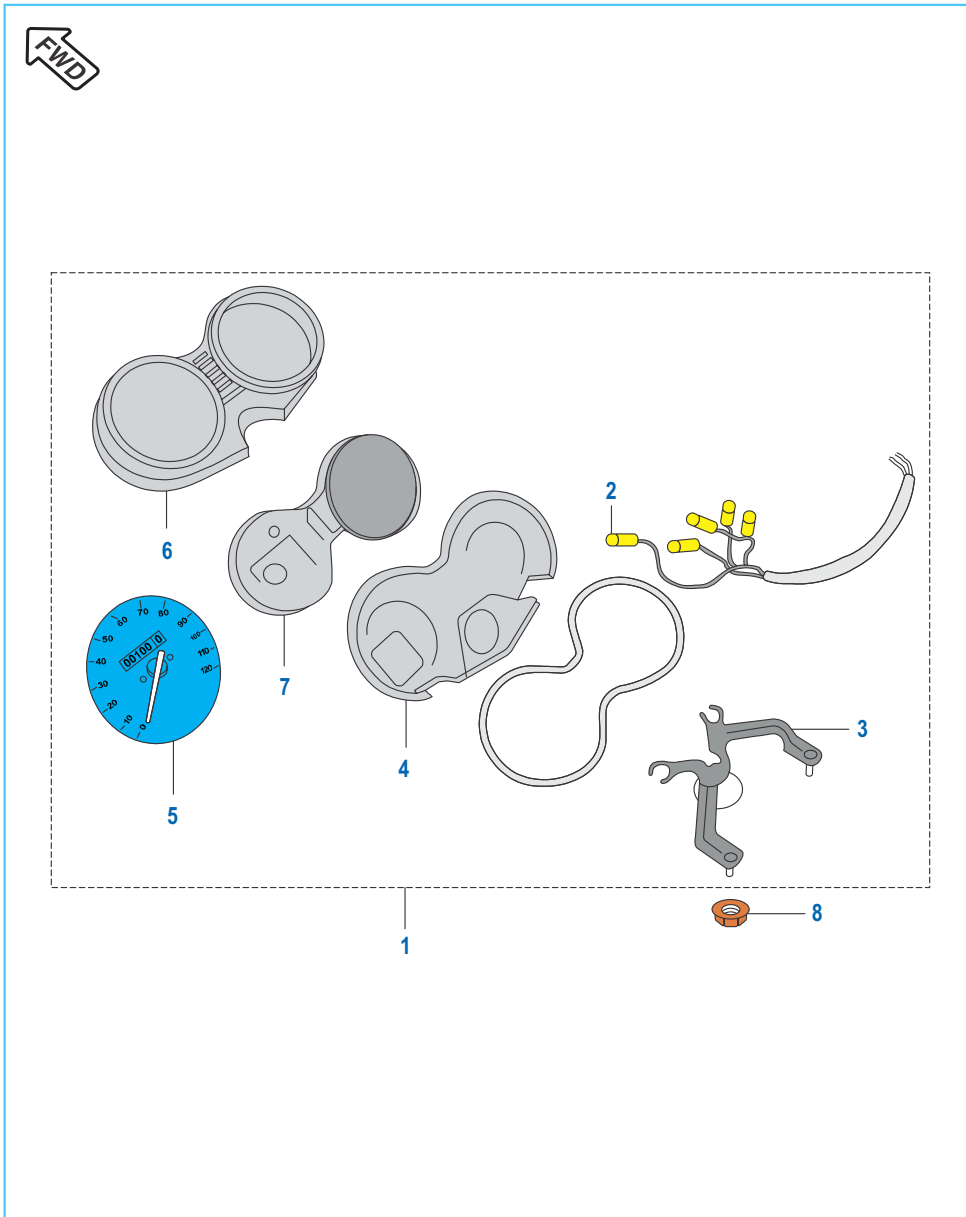
No.	Part No.	Description	CT 100	CT 100B	Remarks
1	DU 1410 61	Cap Assly. Tank	1	--	
1A	DF 1411 20	Cap Assly. Tank	--	1	
2	30 1410 52	Packing (For Cap)	1	1	
3	39 0761 01	Screw Pan Cross	2	2	
4	39 2179 24	Washer	2	2	
5	DU 1410 95	Tap Assly.	1	1	
	DU 1412 28	Fuel Cock Assembly	--	1	
6	30 1410 39	Packing For Tap	1	1	
7	DD 1412 27	Bolt Flanged	2	2	
8	39 0740 11	Washer Non Metalic	2	2	
9	33 1410 08	Clamp Tube	2	2	
10	DU 1410 41	Tube Fuel	1	--	
	PF 1718 03	Tube Fuel	--	1	
11	DU 1810 32	Lock Assly. 3 IN 1	1	--	Refer Page No. 99
	PF 2326 03	Lock Assly. 3 IN 1	--	1	
12	DZ 1410 75	Gasket 4 hole	1	1	

Fittings - Petrol Tank, Side Covers & Seat Cowl



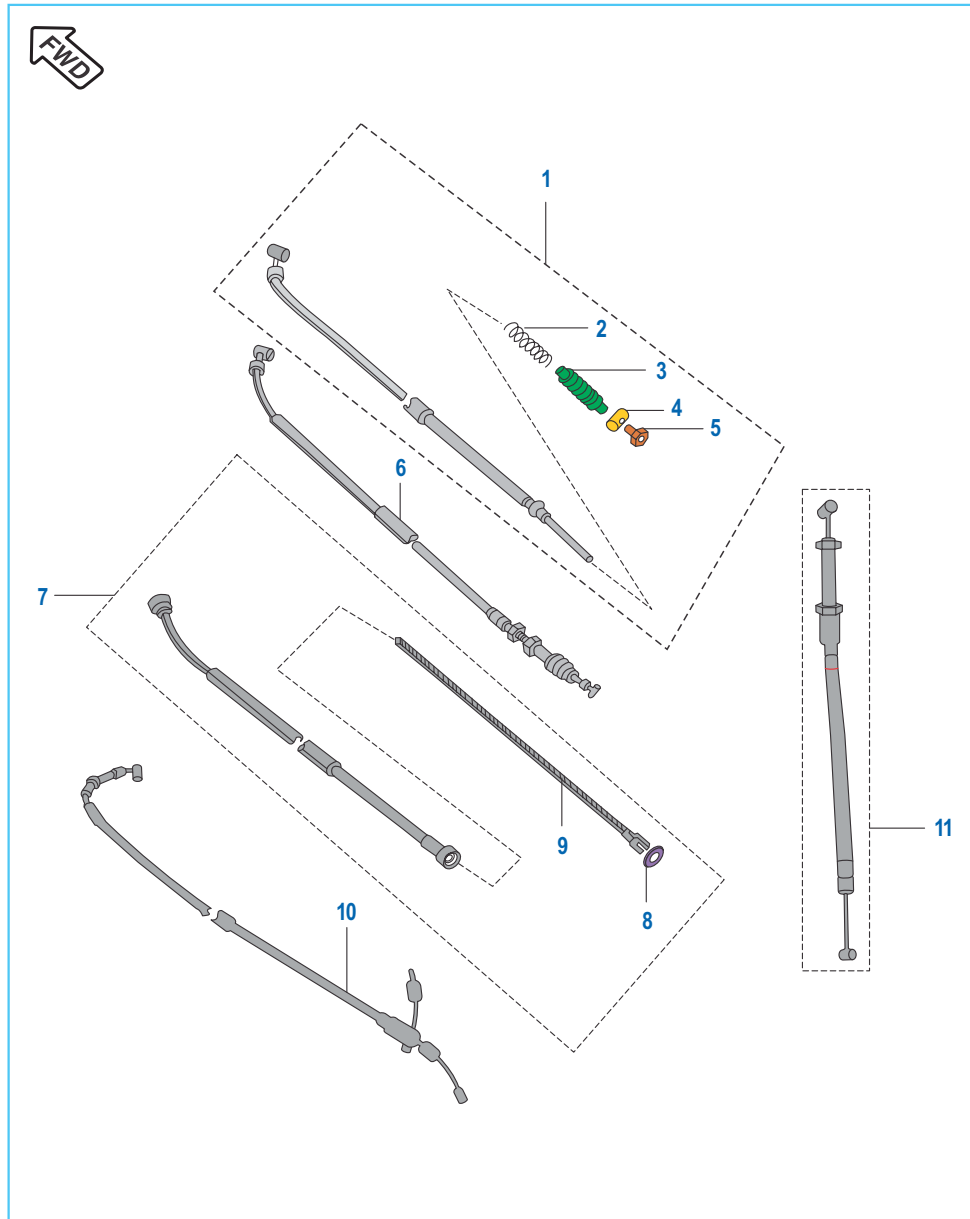
No.	Part No.	Description	CT 100	CT 100B	Remarks
1	DF 1411 28	Damper Fuel Tank Mounting	2	2	
2	39 1553 04	Flange Bolt	2	2	
3	DU 1410 27	Collar Assly.	2	2	
4	DG 1410 19	Damper	2	2	
5	31 1610 18	Damper	1	--	
	DU 1611 02	Damper	1	--	
6	39 1789 24	Washer Nylon	1	1	
7	DZ 1611 43	Screw	1	--	
	30 1611 69	Screw	--	1	
8	DU 1810 32	Lock Assly. 3 IN 1	1	--	Refer Page No. 99
	PF 2326 03	Lock Assly. 3 IN 1	--	1	
9	DD 1610 22	Damper - cover side	2	--	
	DL 1610 17	Damper - cover side	--	2	
10	30 1611 69	Damper side cover mtg.	2	2	
11	DU 1611 19	Screw Stepped	4	--	

Meter Assembly



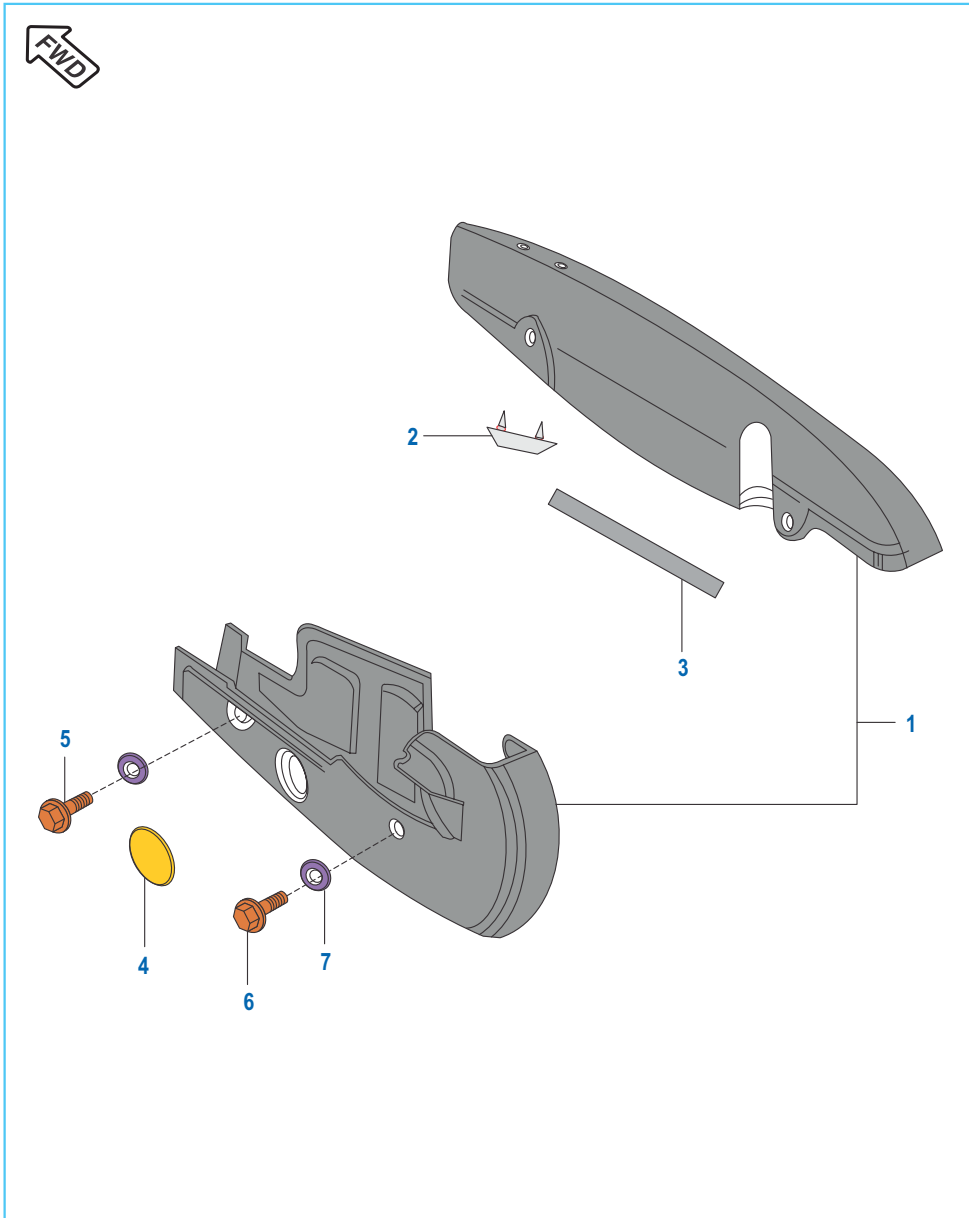
No.	Part No.	Description	CT 100	CT 100B	Remarks
1	DM 1910 09	Speed Asy.+Lamp W/O Fuel G	1	1	
2	DL 1910 20	Lamp 12V 3W (W/O Cap)	5	5	
3	DU 1910 29	Bracket Speedo Mtg.	1	1	Make-JCPPL
4	DU 1910 23	Cover Meter Lower Black	1	1	Make-JCPPL
	YD U100 03	Cover Meter Lower Black	1	1	Make-Minda
5	DU 1910 25	Speedometer	1	1	Make-JCPPL
	YD U100 06	Speedometer with Dial	1	1	Make-Minda
6	YD U100 07	Cover case upper	1	1	Make-JCPPL
	YD U100 02	Speedo Top Cover with O-Ring	1	1	Make-Minda
7	DU 1910 24	Cover (white) W/o Support Plate	1	1	Make-JCPPL
	YD U100 04	Speedometer Housing	1	1	Make-Minda
8	39 0798 15	Hex. Nut / Flange	2	2	
9	YD U100 05	Speedometer Harness	1	1	Make-Minda
	YD U100 10	Speedometer Harness	1	1	Make-JCPPL

Control Cables



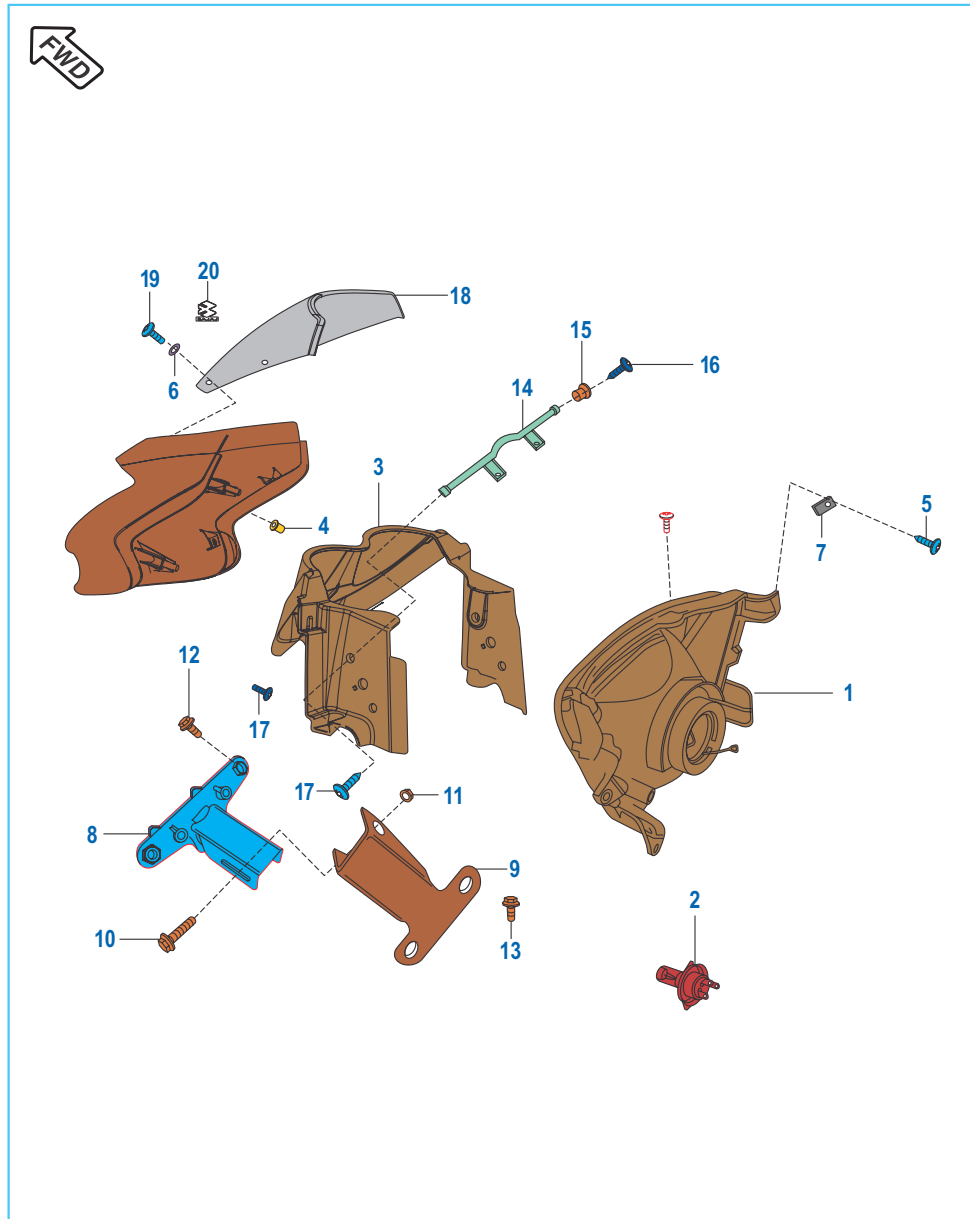
No.	Part No.	Description	CT 100	CT 100B	Remarks
1	DU 1910 41	Cable Brake (FR)	1	--	Ser Bulletin 2015_33
	DU 1910 46	Cable Brake (FR)	1	1	
2	30 19 1070	Spring	1	1	
3	30 19 1069	Dust Seal	1	1	
4	30 19 1071	Rod End	1	1	
5	30 19 1072	Adjusting Nut	1	1	
6	DM 1910 17	Cable Clutch	1	--	Ser Bulletin 2015_33
	DU 1910 47	Cable Clutch	1	1	
7	DZ 1910 14	Cable Speedometer	1	1	
8	30 1910 67	Oil Seal	1	1	
9	DZ 1910 19	Inner Cable Speedo	1	1	
10	DM 1910 05	Cable Throttle	1	--	
	DU 1910 48	Cable Throttle	--	1	
11	DM 1910 02	Cable starter	1	1	

Chain Case



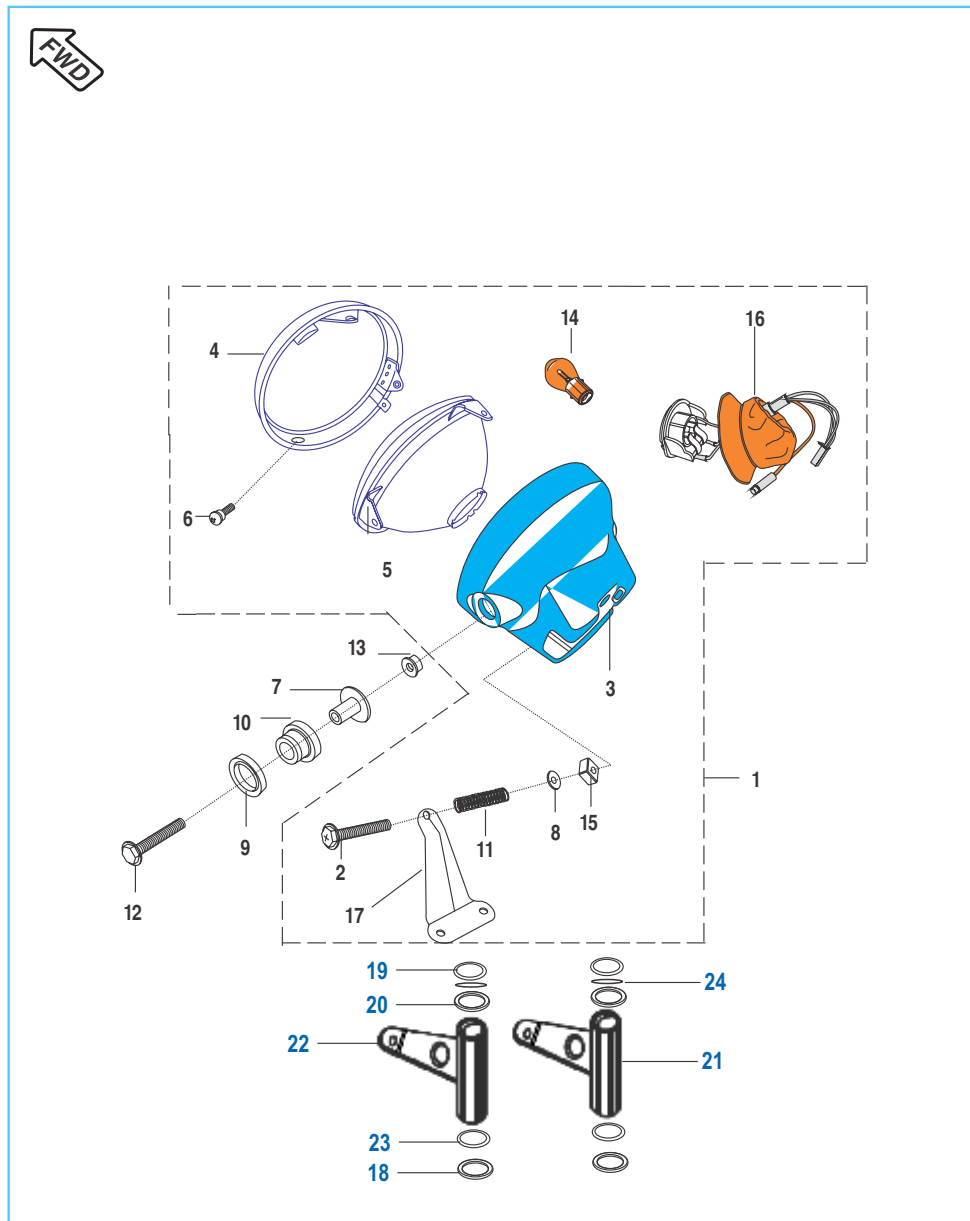
No.	Part No.	Description	CT 100	CT 100B	Remarks
1	36 DU40 04	Case Chain Kit	1	1	
2	30 16 1271	Rubber Pad	1	1	
3	DF 1614 15	Trim case chain	1	1	
4	DF1614 16	Rubber Cap	1	1	
5	39 2475 04	Hex Head Bolt With Flanged	2	2	
6	39 2473 04	Bolt Hexagonal Flanged	2	2	
7	39 1211 11	Washer Plain	2	2	

Head Lamp & Fairing



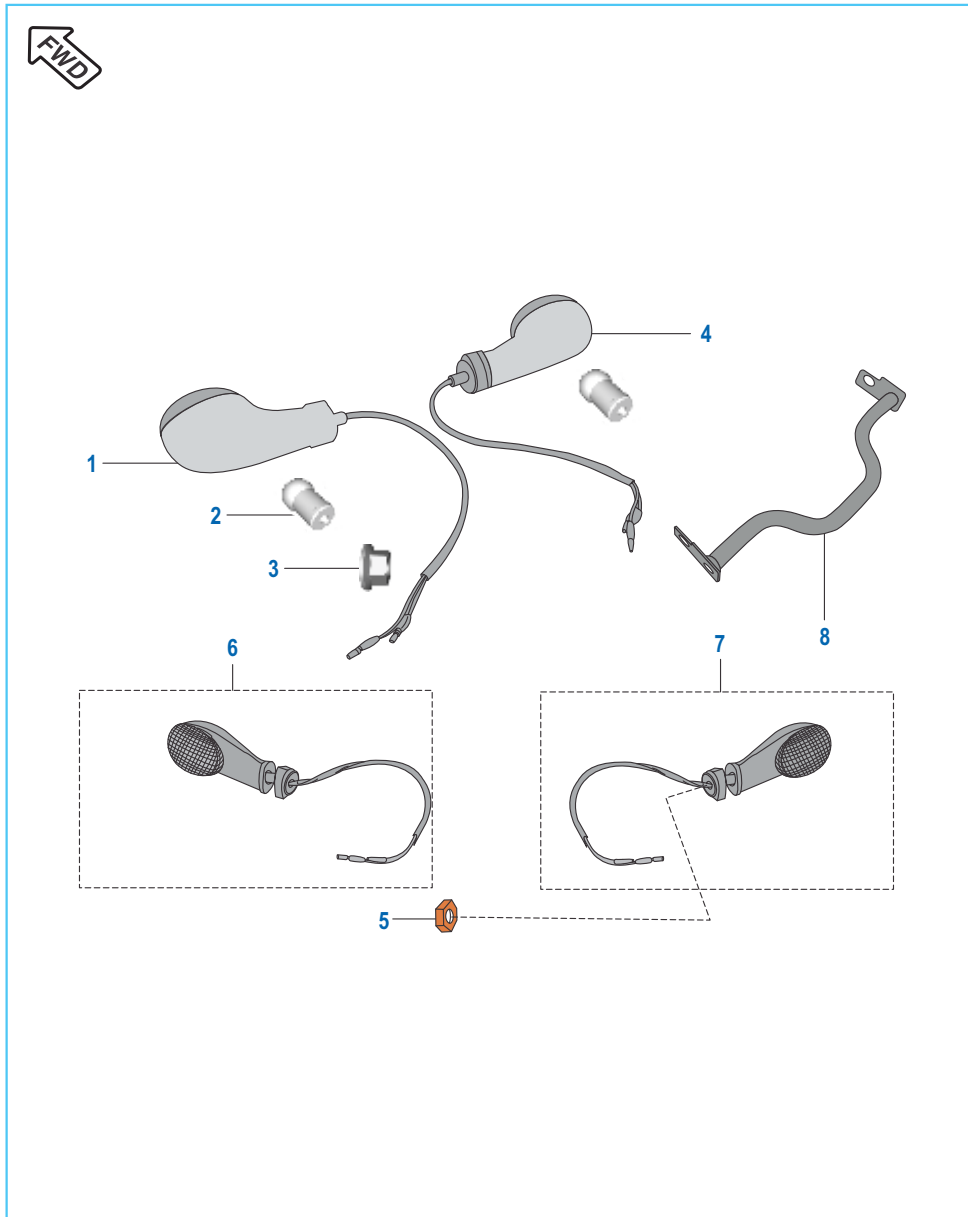
No.	Part No.	Description	CT 100	CT 100B	Remarks
1	DU 2011 08	Head Light Assy Without Bulb	1	--	
2	CL 2010 23	Lamp 12V-35/35W	1	--	
3	DU 1810 70	Flap Cowling	1	--	
4	DL 1810 10	Nut Well	4	--	
5	39 2587 01	Screw SS	5	--	
6	39 2141 24	Washer (Non metallic)	9	--	
7	35 1610 60	Clip Nut	5	--	
8	DD 1811 83	Bracket Cowling Lower	1	--	
9	DD 1811 84	Bracket Fork Lower	1	--	
10	39 1961 04	Bolt Flanged Small	1	--	
11	39 0817 15	Hex. Nut / Flange	1	--	
12	39 0745 01	Screw Pan Cross	2	--	
13	39 2473 04	Hex. Bolt / Flange	2	--	
14	DU 1810 47	Bracket Cowling Upper	1	--	
15	DD 1811 86	Collar	2	--	
16	39 2585 01	Screw	2	--	
17	39 0813 02	Cross Rec. Pan Hd. Tp Screw	4	--	
18	DU 1810 31	Wind Shield/Label	1	--	
19	DF 1810 98	Screw SS	4	--	
20	DD 1812 52	Label "BAJAJ"	1	--	

Round Head Lamp



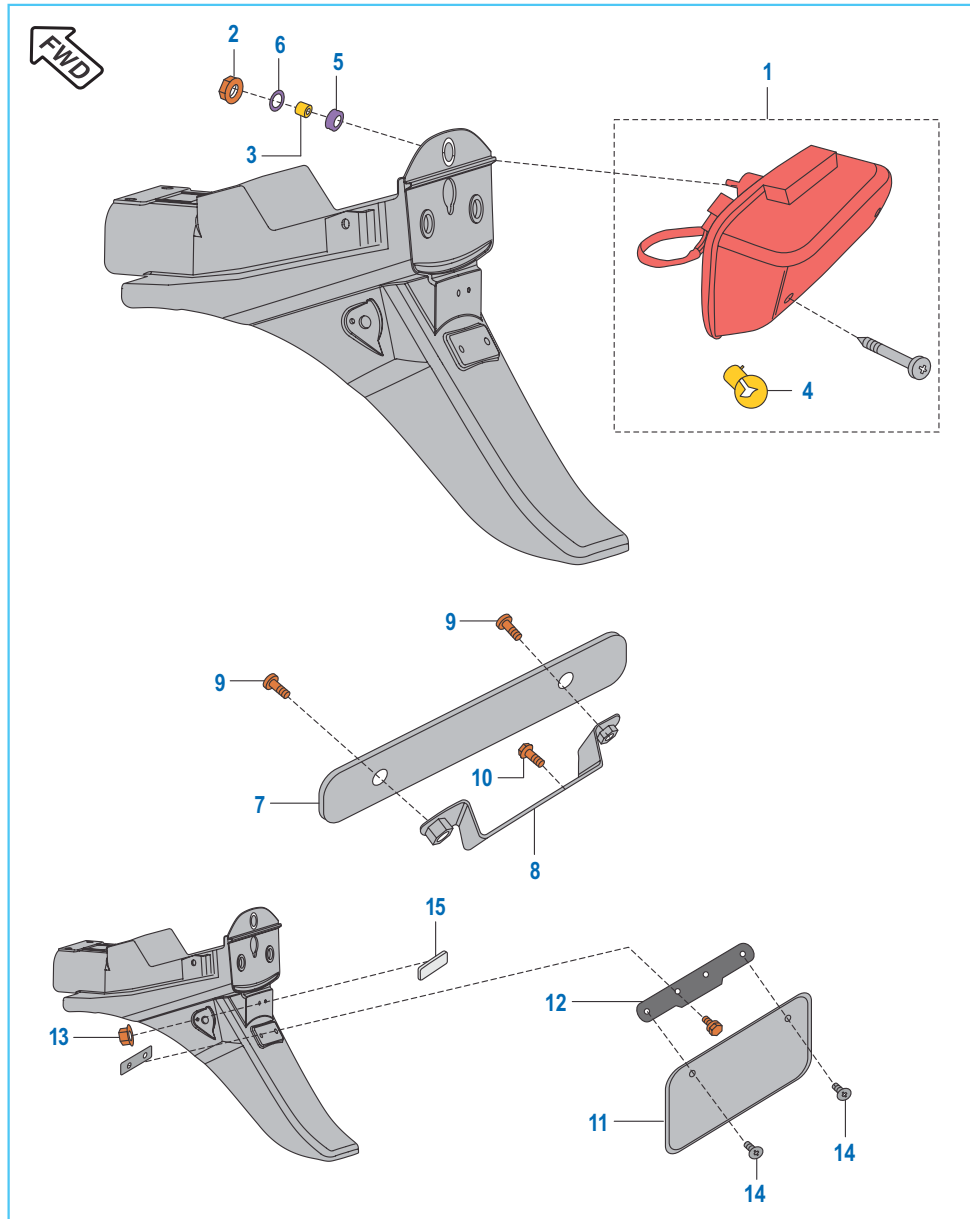
No.	Part No.	Description	CT 100	CT 100B	Remarks
1	DM 2010 22	Head light assly with lamp	--	1	
2	DD 2010 45	Screw	--	1	
3	DU 2010 57	Head Light Housing	--	1	
4	DJ 2010 46	Head Light Rim	--	1	
5	DJ 2010 51	Reflector with Lens	--	1	
6	DU 2010 29	Special Screw	--	2	
7	DU 2010 60	Collar	--	2	
8	DD 2010 47	Washer	--	1	
9	DD 2010 10	Damper	--	2	
10	DD 2010 09	Damper	--	2	
11	DD 2010 46	Spring for Adjustment	--	1	
12	39 1683 04	Flange Bolt	--	2	
13	39 1970 15	Flange Nut	--	2	
14	25 2010 09	Lamp 12 V 35/35 W	--	1	
15	DD 2010 48	Nut (Nylon)	--	1	
16	DF 2010 58	Lamp Holder (Socket) Assly.	--	1	
17	DD 2010 17	Bracket Head Lamp	--	1	
18	30 1810 45	Cushion Rubber	--	2	
19	DF 1810 88	Damper Fork Cover	--	2	
20	DD 1810 91	Cover Trail	--	2	
21	DM 1810 38	Cover Fork LH	--	1	
22	DM 1810 39	Cover Fork RH	--	1	
23	DD 1810 90	Cover Trail B	--	2	
24	30 1810 29	O Ring	--	2	

Indicator Light Assembly



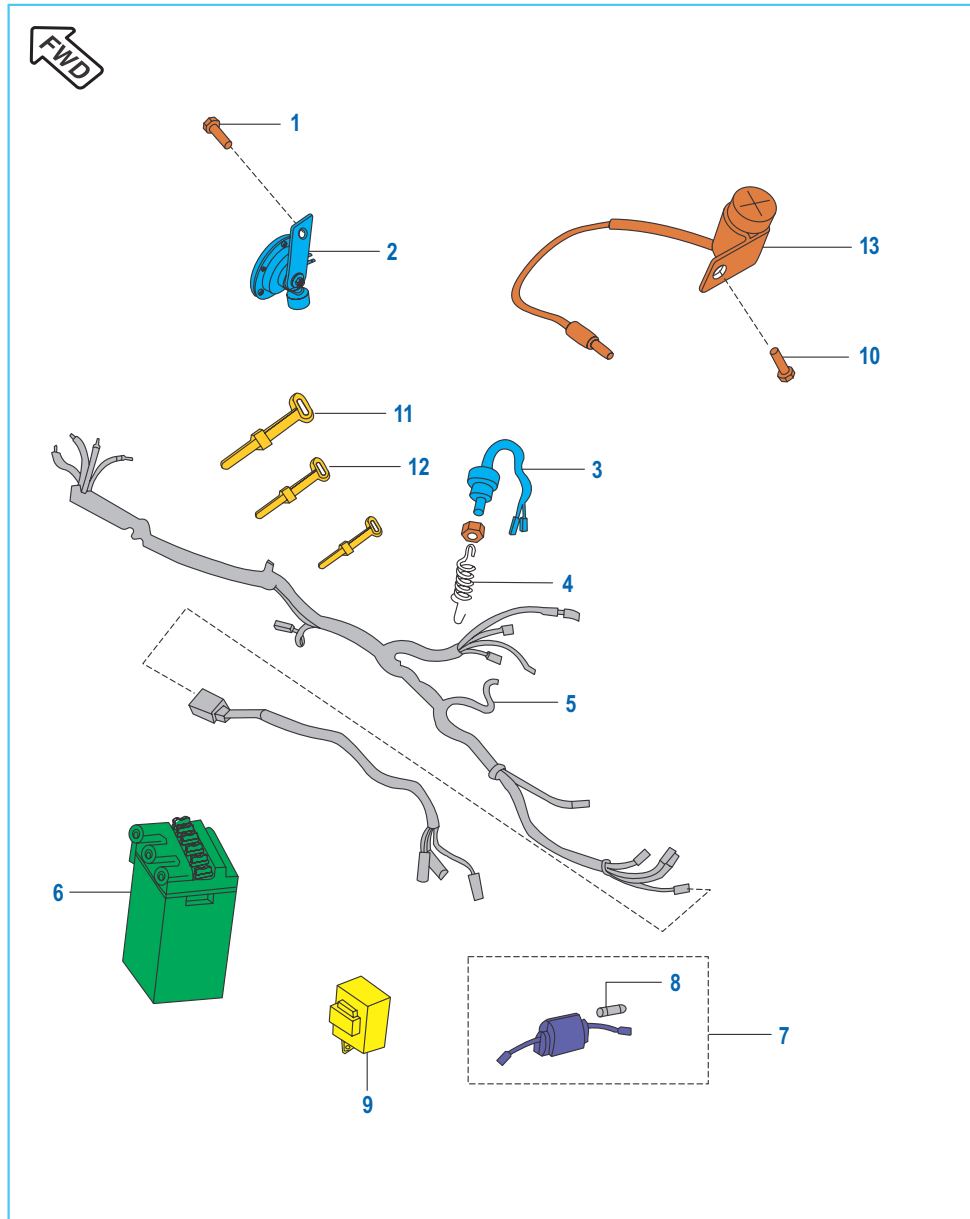
No.	Part No.	Description	CT 100	CT 100B	Remarks
1	DU 2010 08	FR LH Blinker	1	1	
2	06 2010 83	Lamp 12V-10W	4	4	
3	39 1225 15	Nut-Hex-Flanged	2	2	Front Indicator
4	DU 2010 10	FR RH Blinker	1	1	
5	KC GA10 10	Nut - Hex Flanged	2	--	Rear Indicator
	39 1225 15	Nut - Hex Flanged	--	2	
6	DU 2010 12	RR LH Blinker	1	1	
7	DU 2010 14	RR RH Blinker	1	1	
8	DD 1811 92	Bracket Signal Mounting Front	1	--	

Tail Lamp Assly / Number Plate



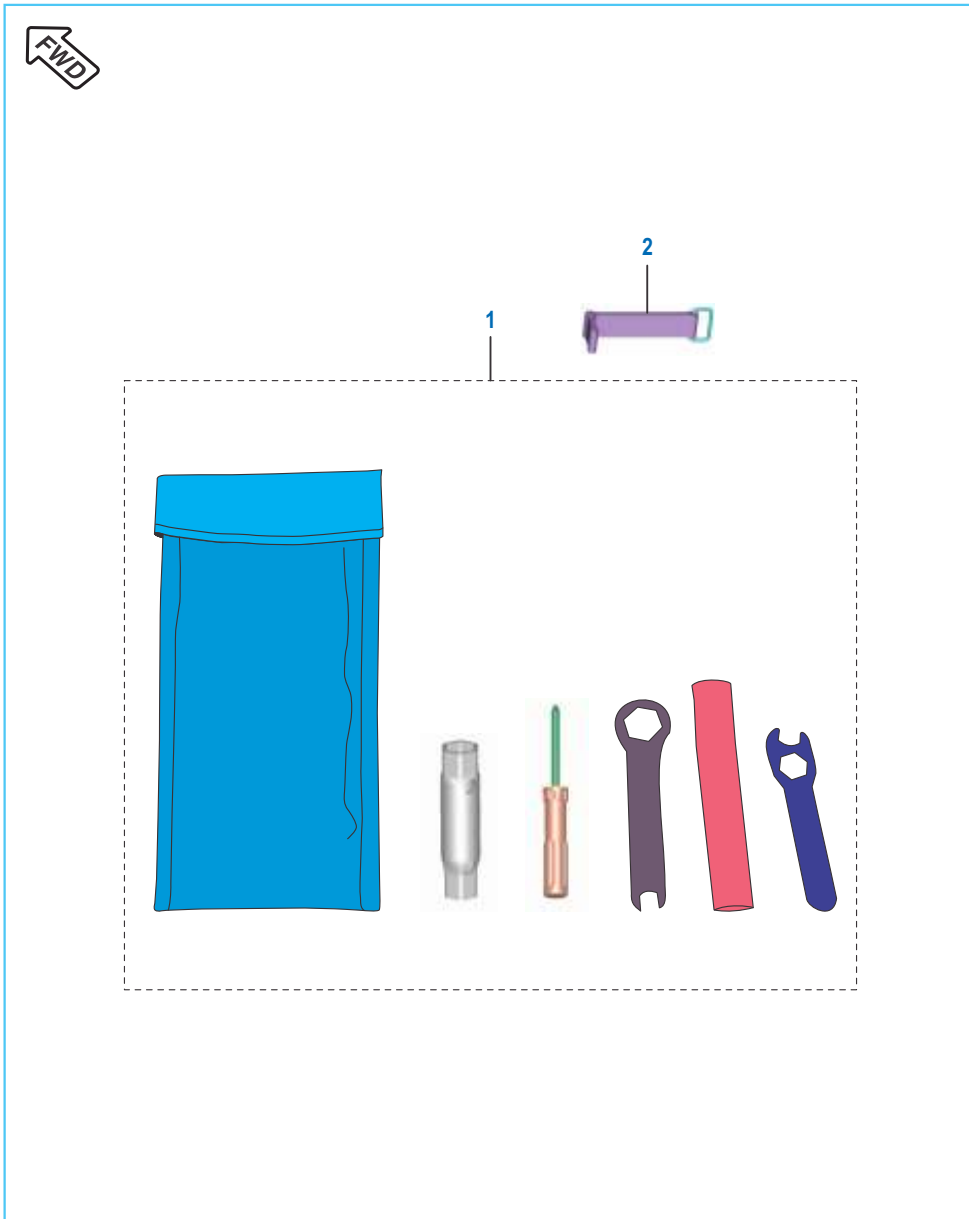
No.	Part No.	Description	CT 100	CT 100B	Remarks
1	DU 2010 23	Tail Light Assly. with Bulb	1	--	
	DU 2010 24	Tail Light Assly. without Bulb	1	--	
	DF 2011 38	Tail Light Assly. with Bulb	--	1	
2	39 0817 15	Hex Nut / Flange	3	3	
3	31 2010 01	Collar	3	3	
4	30 2010 06	Lamp 12 V, 10/5W	1	--	
	31 2010 28	Lamp 12 V, 10/5W	--	1	
5	DD 2010 11	Damper	3	3	
6	39 0211 11	Plain Washer	3	3	
7	DP 1611 44	Front Number plate	1	1	
8	DD 1811 87	Bracket Front No. Plate	1	1	
9	39 1783 01	Truss Screw	2	2	
10	39 2473 04	Flanged bolt	2	2	
11	DP 1611 45	Number plate Rear	1	1	
12	DZ 1612 65	Bracket No. Plate	1	1	
13	KC GA05 05	Nut Hex Flanged	1	1	
14	39 2765 01	Truss Screw	2	2	
15	DD 2010 02	Reflector Reflex	1	--	
	DD 2010 62	Reflector Reflex	--	1	

Electrical Equipments



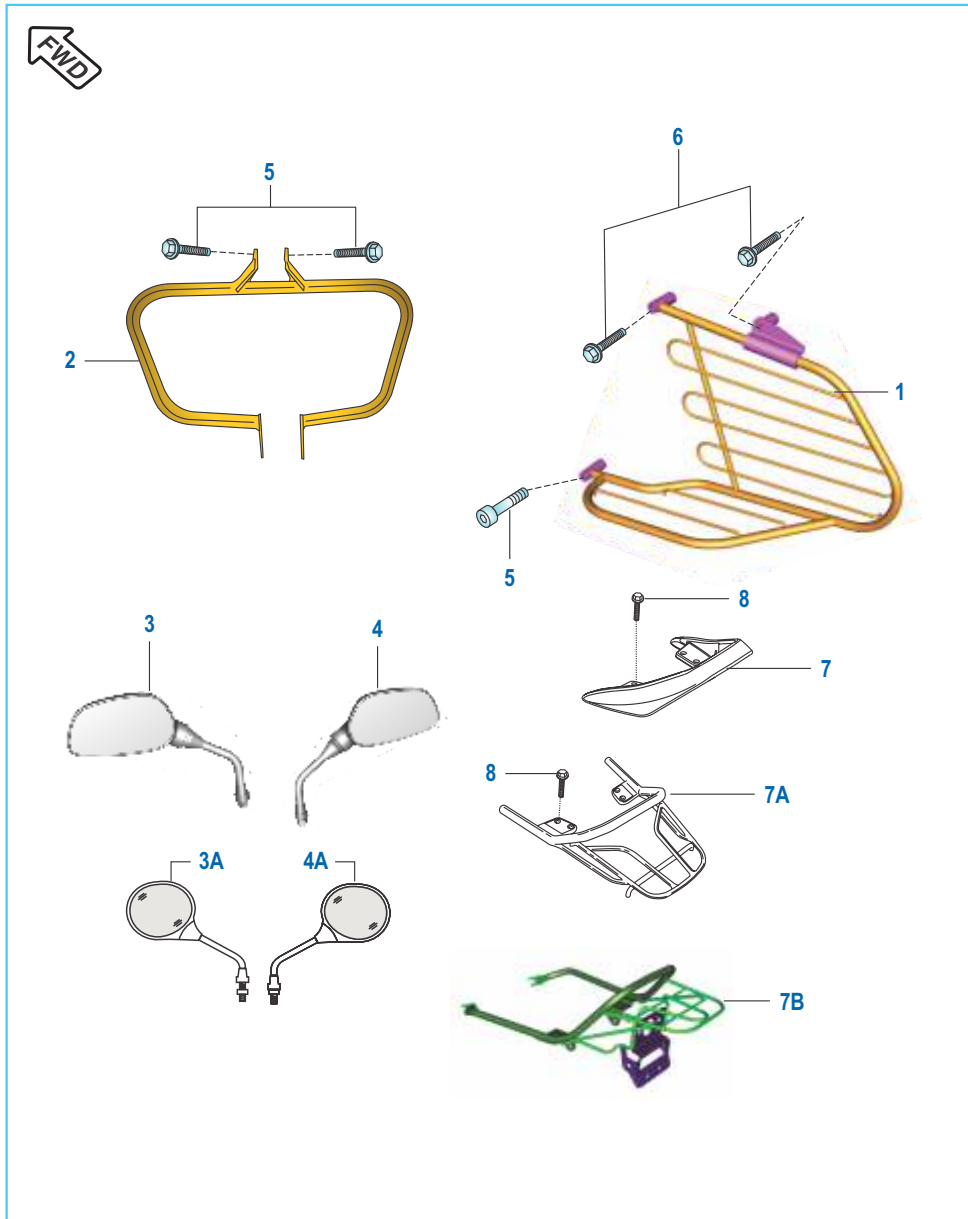
No.	Part No.	Description	CT 100	CT 100B	Remarks
1	39 1940 04	Flanged Bolt	1	1	
2	DZ 2010 38	Horn	1	1	
3	31 2010 79	Switch Rear Brake	1	1	
4	30 2010 74	Spring Brake Switch	1	1	
5	DU 2011 04	Wiring Harness	1	--	
	DM 2010 37	Wiring Harness	--	1	
6	31 2010 27	Battery	1	1	
7	DF 2011 29	Fuse - Assly.	1	1	
8	30 2010 85	Fuse, 15A	1	1	
9	DS 2010 25	Assy D C Flasher	1	1	
10	39 2473 04	Hex Head Bolt / Flange	1	1	
11	31 2010 09	Band	1	1	
12	30 2010 64	Band	4	4	
13	DU 2010 63	Capacitor	1	1	

Tool Kit




No.	Part No.	Description	CT 100	CT 100B	Remarks
1	PA 2310 02	Tool Kit	1	--	
	DM 2210 13	Tool Kit	--	1	
2	DM 2210 01	Band For Tool Kit	1	1	

Accessories / Grab Handle




No.	Part No.	Description	CT 100	CT 100B	Remarks
1	DU 2210 02	Sari Guard	1	--	
	DM 2210 17	Sari Guard	--	1	
2	DZ 2210 03	Leg Guard	1	--	
	DZ 2210 11	Leg Guard	--	1	
3	DJ 2210 03	Mirror LH	1	--	
3A	DF 2210 37	Mirror LH	--	1	
4	DJ 2210 04	Mirror RH	1	--	
4A	DF 2210 07	Mirror RH	--	1	
5	39 1814 04	Bolt - Flanged	1	1	
6	39 1608 04	Bolt- Hex. Socket Head M 10x1.5	2	2	
7	DU 2210 01	Grip Frame Die Cast	1	--	Alloy Wheels
7A	DU 2210 04	Grip Frame Tubular	1	--	Spoke Wheels
7B	DM 2210 19	Grip Frame	--	1	
8	39 1940 04	Bolt Flanged	4	4	
9	DU 2210 05	Plug	2	2	Spoke Wheels

Painted Parts and Decals



No.	Part No.	Description	CT 100	CT 100B	Remarks
1	52 DU06 34	Fuel Tank Black Red With Dcl	1	--	
	52 DU06 35	Fuel Tank Flame Red With Dcl	1	--	
	52 DU06 36	Fuel Tank E.Blue With Dcl	1	--	
	52 DU06 37	Fuel Tank Black Blue With Dcl	1	--	
2	52 DU02 89	Front Fender Black	1	--	Common for Red & Blue dcl vehicles
	52 DU02 90	Front Fender Flame Red	1	--	
	52 DU05 50	Front Fender EI Blue	1	--	
3	52 DU05 75	Fairing Black With Red Dcl	1	--	
	52 DU05 76	Fairing Flame Red With Decal	1	--	
	52 DU05 77	Fairing EI Blue Wh Decal	1	--	
	52 DU05 78	Fairing Black With Blue Dcl	1	--	
4	52 DU06 22	Seat Cowl Black With Red Dcl	1	--	
	52 DU06 23	Seat Cowl Flame Red With Dcl	1	--	
	52 DU06 24	Seat Cowl E Blue With Dcl	1	--	
	52 DU06 25	Seat Cowl Black With Blue Dcl	1	--	
5	52 DU06 26	Side Cover LH Black with Red Dcl	1	--	
	52 DU06 27	Side Cover LH Flame Red Dcl	1	--	
	52 DU06 28	Side Cover LH Ele Blue With Dcl	1	--	
	52 DU06 29	Side Cover LH Black with Blue Dcl	1	--	
6	52 DU06 30	Side Cover RH Black with Red Dcl	1	--	
	52 DU06 31	Side Cover LH Flame Red Dcl	1	--	
	52 DU06 32	Side Cover LH Ele Blue with Dcl	1	--	
	52 DU06 33	Side Cover LH Black with Blue Dcl	1	--	
7	36 DU40 33	Kit Fairing Dcl Black With Red	1	--	
	36 DU40 34	Kit Fairing Dcl Flame Red	1	--	
	36 DU40 36	Kit Fairing Dcl Electron Blue	1	--	
	36 DU40 37	Kit Fairing Dcl Black With Blue	1	--	

Painted Parts and Decals



No.	Part No.	Description	CT 100	CT 100B	Remarks
8	36 DU40 38	Kit Tank Decal Black - Red	1	--	
	36 DU40 39	Kit Tank Decal Flame Red	1	--	
	36 DU40 40	Kit Tank Decal Electron Blue	1	--	
	36 DU40 41	Kit Tank Dcl Black With Blue	1	--	
9	36 DU40 42	Kit S Cover Decal Black - Red	1	--	
	36 DU40 43	Kit S Cover Decal Flame Red	1	--	
	36 DU40 44	Kit S Cover Decal Electron Blue	1	--	
	36 DU40 45	Kit S Cover Dcl Black With Blue	1	--	
10	36 DU40 46	Kit Seat Cowl Decal Black - Red	1	--	
	36 DU40 47	Kit Seat Cowl Decal Flame Red	1	--	
	36 DU40 48	Kit Seat Cowl Decal Electron Blue	1	--	
	36 DU40 49	Kit Seat Cowl Dcl Black With Blue	1	--	

Painted Parts and Decals (CT 100B)



No.	Part No.	Description	CT 100	CT 100B	Remarks
1	52 DM03 26	Tank Eny Blk Wh Blue Dcl	--	1	
	52 DM03 27	Tank Eny Blk Red Wh Red Dcl	--	1	
	52 DM03 30	Tank Flame Red Wh Red Dcl	--	1	
	52 DM03 33	Tank El. Blue Wh Blue Dcl	--	1	
2	52 DU02 89	Front Fender Blue	--	1	
	52 DU02 90	Front Fender Flame Red	--	1	
	52 DU02 89	Front Fender Red	--	1	
	52 DU05 50	Front Fender El Blue	--	1	
3	52 DM03 23	Side Cvr Lh Eny Blk Wh Red Dcl	--	1	
	52 DM03 28	Side Cvr Lh FI Red Wh Red Dcl	--	1	
	52 DM03 31	Side Cvr Lh El. Blue Wh Blue Dcl	--	1	
	52 DM03 22	Side Cvr Lh Eby Blk Wh Ble Dcl	--	1	
4	52 DM03 25	Side Cvr Rh Ebny Blk Wh Rd Dcl	--	1	
	52 DM03 29	Side Cvr Rh FI Red Wh Red Dcl	--	1	
	52 DM03 32	Side Cvr Rh El. Blue Wh Blue Dcl	--	1	
	52 DM03 24	Side Cvr Rh Eny Blk Wh Blu Dcl	--	1	
5	36 DU40 38	Kit Tank Decal Black - Red	1	1	
	36 DU40 39	Kit Tank Decal Flame Red	1	1	
	36 DU40 40	Kit Tank Decal Electron Blue	1	1	
	36 DU40 41	Kit Tank Dcl Black With Blue	1	1	
6	36 DU40 61	Kit Dcl S Cvr BI Red	--	1	
	36 DU40 62	Kit Dcl S Cvr FI Red	--	1	
	36 DU40 63	Kit Dcl S Cvr El Blue	--	1	
	36 DU40 64	Kit Dcl S Cvr BI Blue	--	1	

Kit List



Sr No	Kit Part No.	Kit Description	Consisting of Following Parts		
			Part No.	Description	Qty/Kit
1.	36DU4033	DCL Cowling BI-Red	DU181089	Cowling Decal-LH Black Red	1
			DU181090	Cowling Decal-RH Black Red	1
2.	36DU4034	DCL Cowling FI-Red	DU181091	Cowling Decal-LH Flame Red	1
			DU181092	Cowling Decal RH Flame Red	1
3.	36DU4036	DCL Cowling EI-Blue	DU181093	Cowling Decal-LH Electric Blue	1
			DU181094	Cowling Decal-RH Electric Blue	1
4.	36DU4037	DCL Cowling BI-Blue	DU181096	Cowling Decal LH Black Blue	1
			DU181097	Cowling Decal RH Black Blue	1
5.	36DU4038	DCL Tank BI-Red	DU141248	Tank Decal Upper LH Black Red	1
			DU141249	Tank Decal Upper RH Black Red	1
			DU141234	Tank Decal Lower LH Black Red	1
			DU141235	Tank Decal Lower RH Black Red	1
6.	36DU4039	DCL Tank FI-Red	DU141250	Tank Decal Upper LH Flame Red	1
			DU141251	Tank Decal Upper RH Flame Red	1
			DU141238	Tank Decal Lower LH Flame Red	1
			DU141239	Tank Decal Lower RH Flame Red	1
7.	36DU4040	DCL Tank EI-Blue	DU141252	Tank Decal Upper LH Electric Blue	1
			DU141253	Tank Decal Upper RH Electric Blue	1
			DU141242	Tank Decal Lower LH Electric Blue	1
			DU141243	Tank Decal Lower RH Electric Blue	1
8.	36DU4041	DCL Tank BI-Blue	DU141254	Tank Decal Upper LH Black Blue	1
			DU141255	Tank Decal Upper RH Black Blue	1
			DU141246	Tank Decal Lower LH Black Blue	1
			DU141247	Tank Decal Lower RH Black Blue	1
9.	36DU4042	DCL S Cover-BI Red	DU161239	Cover Side Decal LH Black Red	1
			DU161240	Cover Side Decal RH Black Red	1
10.	36DU4043	DCL S Cover-FI Red	DU161241	Cover Side Decal LH Flame Red	1
			DU161242	Cover Side Decal RH Flame Red	1

Kit List



Sr No	Kit Part No.	Kit Description	Consisting of Following Parts		
			Part No.	Description	Qty/Kit
11.	36DU4044	DCL S Cover-EI Blue	DU161243	Cover Side Decal LH Electric Blue	1
			DU161244	Cover Side Decal RH Electric Blue	1
12.	36DU4045	DCL S Cover-BI Blue	DU161245	Cover Side Decal LH Black Blue	1
			DU161246	Cover Side Decal RH Black Blue	1
13.	36DU4046	DCL Seat Cowl-BI Red	DU161247	Cover Seat Decal LH Black Red	1
			DU161248	Cover Seat Decal RH Black Red	1
14.	36DU4047	DCL Seat Cowl-FI Red	DU161249	Cover Seat Decal LH Flame Red	1
			DU161250	Cover Seat Decal RH Flame Red	1
15.	36DU4048	DCL Seat Cowl EI Blue	DU161251	Cover Seat Decal LH EI Blue	1
			DU161252	Cover Seat Decal RH EI Blue	1
16.	36DU4049	DCL Seat Cowl-BI Blue	DU161253	Cover Seat Decal LH Black Blue	1
			DU161254	Cover Seat Decal RH Black Blue	1
18.	36DU4051	Valve Repair	DD101440	Spring - Stiffer	2
			31101018	Retainer Valve Spring	2
			31101019	Collet	4
			31101045	Seat - Spring	2
19.	36DF1701	Kit Bush Shocker	39255601	Screw Pan Cross - M6	2
			30171030	Bush - Rubber	4
			30171031	Bush - Inner	4
20.	52DF0021	SF for Chain Adjuster RH	15151062	Adjuster - Chain :- Left Hand	1
			39029215	Nut - Hexagon :- M6 X 1	2
			39071111	Washer - Plain	1
21.	52DF0020	SF for Chain Adjuster Sub-Assly(Lh)	15151061	Adjuster - Chain : Right Hand	1
			39029215	Nut - Hexagon :- M6 X 1	2
			39071111	Washer - Plain	1
22.	DU101208	Cylinder Head Assly	DU101192	Head Cylinder	1
			39102121	Ring - O	2
			DD101350	Stud - M6	2

Kit List



Sr No	Kit Part No.	Kit Description	Consisting of Following Parts		
			Part No.	Description	Qty/Kit
23.	36DU4055	Primary Drive+Driven	DX101047	Gear Primary Helical	1
			DX101054	Housing Comp Clutch	1
24.	36DZ0008	Kit Gear Meter Screw Aw (Platina)	31151064	Gear - Speedometer	1
			30151041	Gear Meter Screw	1
25.	DU181032	Lock Asy-Ve St.Cum Ign. Swtch-Pt	DU201056	Switch - Ignition	1
			DF201246	Key Set	1
			DU141026	Rotor (Falling Shutter Type)	1
			31161171	Lock For Side Cover	1
26.	36314005	Kit Steering Cone	DH181026	Bearing Race	2
			DH181025	Bearing Cone	1
			DH181023	Bearing Cone (Fork)	1
			36001052	Grease Lithon Rr3	1
			36314002	Kit Ball Steel	1
27.	30181053	Cylinder Complete Fork	30181018	Cylinder - Fork	1
			30181019	Cap Oil Lock	1
			30181020	Piston Ring	1
			30181021	Spring - Front Fork	1
28.	36311028	Kit Valve Caliber	DD101134	Valve - Intake	1
			DD101135	Valve - Exhaust	1
29.	36311006	Kit Chain Guide 4S	31101025	Guide - Chain	1
			31101026	Guide - Chain	1
30.	DZ101047	Cover Clutch/Graphic	DU101209	Cover RH	1
			31101064	Plug	1
			DS101201	Bushing (PTFE) (SKF)	1
			DZ101046	Decal Label - Clutch Cover	1
31.	36DU1007	Boss Kick Set - CT 100	30101233	Boss	1
			30101234	Spring	1
			30101236	Ball - Steel	1
			30101235	Pin	1
			39085517	Circlip : E-Type	1

Kit List



Sr No	Kit Part No.	Kit Description	Consisting of Following Parts		
			Part No.	Description	Qty/Kit
32.	36DZ0020	Kit Fork Oil Seal	DL181080	Seal-Oil:Fork+2Gartr Sprng,	1
			DD181011	Seal - Dust	1
33.	DU101218	Assly Cyl Block & Piston	DX101009	Cyl. Block Comp (C.I)	1
			DU101207	Piston Assy	1
34.	36DD4008	Kit Plate Clutch	DD101480	Plate - Friction for 115cc Engine	5
35.	36DU4017	Kit Ct100 Chain Sprocket (17-Modified)	DU151027	Sprocket Hub (42T)	1
			DF151023	Chain (112 Links)	1
			DX101052	Sprocket Output	1
36.	36DU1004	Gear Lever Spring Kit	31101055	Spring	1
			31101054	Spring	1
			DU101084	Spring - Stopper Gear Shift	1
37.	36DU1201	Air Filter Kit - CT 100	DM121007	Ring - O : Air Filter	1
			DM121004	Cap	1
			01110609	Washer - Plain	4
			39071111	Washer - Plain	1
38.	36DU4061	DCL S CVR BL RED	DM161174	Cover Side Decal Lh BI Red	1
			DM161175	Cover Side Decal Rh BI Red	1
39.	36DU4062	DCL S CVR FL RED	DM161176	Cover Side Decal Lh FI Red	1
			DM161177	Cover Side Decal Rh FI Red	1
40.	36DU4063	DCL S CVR EL BLUE	DM161178	Cover Side Decal Lh EI Blue	1
			DM161179	Cover Side Decal Rh EI Blue	1
41.	36DU4064	DCL S CVR BL BLUE	DM161180	Cover Side Decal Lh BI Blue	1

Kit List



Sr No	Kit Part No.	Kit Description	Consisting of Following Parts		
			Part No.	Description	Qty/Kit

Kit List



Sr No	Kit Part No.	Kit Description	Consisting of Following Parts		
			Part No.	Description	Qty/Kit

Parts Index



Part Number	Figure No.	Page No.	Part Number	Figure No.	Page No.
1100610	3	10	30151095	14	66
1110609	12	50	30151118	22	58
1170110	7	18	30151118	22	60
1170111	2	20	30161157	5	52
1170111	6	18	30161158	4	52
6201083	2	86	30161169	7	74
14151021	4	58	30161169	10	74
14151021	19	60	30161271	2	80
16151066	1	56	30171018	9	46
22150241	7	24	30171022	20	48
22150435	13	50	30181006	7	44
22150451	10	48	30181023	8	70
25201009	14	84	30181025	4	70
28101107	16	10	30181026	5	70
28101214	9	30	30181053	9	70
30101096	7	30	30191031	7	66
30101142	6	26	30191035	8	66
30101154	5	24	30191036	13	66
30126221	12	70	30191037	12	66
30141031	15	48	30191038	4	66
30141039	6	72	30191048	19	68
30141052	2	72	30191067	8	78
30151005	17	62	30191069	3	78
30151005	23	64	30191070	2	78
30151037	11	58	30191071	4	78
30151038	12	60	30191072	5	78
30151038	13	58	30201006	4	88
30151038	16	62	30201064	12	90
30151038	17	64	30201069	17	50
30151042	20	58	30201074	4	90
30151042	24	60	30201085	8	90
30151069	13	64	31101006	3	2
30151069	14	62	31101007	10	2
30151069	16	60	31101014	2	36

Parts Index



Part Number	Figure No.	Page No.	Part Number	Figure No.	Page No.
31101019	2	4	31151018	5	62
31101033	8	6	31151018	9	64
31101038	11	24	31151018	12	64
31101039	10	24	31151021	6	62
31101040	16	24	31151021	10	64
31101041	8	24	31151022	15	64
31101051	2	14	31151023	15	62
31101056	9	20	31151024	16	64
31101061	4	28	31151026	24	62
31101062	2	28	31151026	24	64
31101067	4	26	31151027	25	64
31101104	4	4	31151028	25	62
31101108	10	16	31151028	26	64
31101109	11	16	31151029	3	64
31101113	5	28	31151029	10A	62
31101137	2	30	31151030	9	64
31101148	13	30	31151037	18	62
31101173	4	10	31151037	18	64
31101175	16	2	31151060	14	64
31101191	1	14	31151060	17	60
31101192	5	14	31161018	5	74
31101216	13	12	31171006	7	46
31101295	1	28	31171012	16	46
31111056	17	38	31191002	3	44
31121029	4	34	31201001	3	88
31121100	8	18	31201009	11	90
31151004	2	58	31201027	6	90
31151004	3	60	31201028	4	88
31151007	10	58	31201079	3	90
31151007	13	62	31201081	10	20
31151011	12	58	31211004	2	40
31151011	14	60	33141008	9	72
31151014	19	58	35161060	7	82
31151014	21	60	36311006	9	6

Parts Index



Part Number	Figure No.	Page No.	Part Number	Figure No.	Page No.
36311028	7	4	39078408	14	48
36314005	6	44	39078708	7	52
39014708	2	34	39078912	11	66
39019811	2	66	39078912	16	70
39020111	8	46	39079415	4	64
39021111	6	88	39079415	12	62
39024811	6	46	39079708	6	66
39024811	7	58	39079815	8	76
39029215	14	46	39079815	15	60
39042215	2	52	39079815	16	58
39042215	18	68	39079815	20	62
39045411	17	46	39079815	27	64
39055302	18	46	39080511	2A	66
39070201	5	4	39080708	9	66
39070201	8	20	39080808	5	66
39070815	10	66	39081302	17	82
39071111	6	50	39081715	2	88
39071111	13	46	39081715	7	50
39071215	1	46	39081715	11	82
39071411	3	46	39083001	15	34
39071411	21	64	39083001	20	68
39071411	22	62	39084001	25	58
39073712	2	46	39084001	26	60
39073817	14	24	39090012	24	58
39074011	8	72	39090012	25	60
39074501	12	82	39097804	2	64
39074501	13	38	39097804	10	62
39074601	5	16	39098004	10	30
39074801	6	6	39098517	5	8
39075301	2	22	39098717	4	12
39076101	3	72	39098815	8	64
39077504	9	60	39098815	21	62
39077504	15	58	39099206	6	14
39077504	19	64	39099311	9	24

Parts Index



Part Number	Figure No.	Page No.	Part Number	Figure No.	Page No.
39099511	13	24	39121111	7	80
39099906	3	26	39122515	3	86
39099906	4	18	39122515	5	86
39099906	4	22	39122515	10	46
39099906	7	6	39128321	3	32
39099906	8	28	39129004	4	40
39100006	3	8	39130911	17	46
39100006	12	2	39136420	7B	64
39100320	5	38	39155304	2	74
39100820	7	20	39155304	9	38
39101321	5	22	39156121	27	60
39101321	18	60	39160804	6	94
39101321	23	58	39165911	7	38
39101721	14	2	39167304	4	2
39101921	3	28	39167304	10A	2
39102304	13	26	39168004	8	34
39102821	6	38	39168304	12	84
39104011	16	48	39169901	8	10
39104119	5	26	39178301	9	88
39104219	4	38	39178924	6	74
39104319	5	20	39178924	10	34
39105315	11	30	39179021	11	6
39105515	2	10	39179021	12	6
39106204	15	32	39180204	4	40
39106604	4	20	39181304	14	70
39107404	3	68	39181304	17	70
39107404	7	28	39181404	5	94
39107404	19	62	39186420	3	18
39107504	10	26	39186420	17	10
39107504	12	20	39191017	22	68
39107801	3	22	39194004	1	90
39108019	6	20	39194004	3	48
39118415	23	68	39194004	8	94
39121111	3	40	39194304	21	70

Parts Index



Part Number	Figure No.	Page No.	Part Number	Figure No.	Page No.
39196104	10	82	39268020	3	58
39197015	13	84	39268120	1	58
39198104	15	12	39268120	5	60
39199404	2	16	39268220	7A	64
39212215	14A	46	39270204	10	42
39213421	8	26	39270411	12	16
39214124	6	82	39272315	11	42
39214704	10	28	39275404	9	36
39217924	4	72	39276501	14	88
39219908	14	10	59040006	14	70
39220011	12	10	59040017	8	42
39222204	1	50	59040018	7	42
39224020	5	64	59040025	4	24
39224020	8	62	59110004	6	2
39236615	1A	46	59150003	22	64
39240320	12	30	59150003	23	62
39240701	9	34	59150005	4	42
39245504	3	42	59150005	9	42
39247304	2	44	36DD4001	2	8
39247304	6	80	36DD4008	6	30
39247304	10	88	36DF1701	5	46
39247304	10	90	36DU1001	2	2
39247304	13	82	36DU1004	3	16
39247404	8	16	36DU1007	6	24
39247504	5	80	36DU1202	7	32
39248104	6	48	36DU1203	8	32
39248304	9	50	36DU1204	5	32
39248415	14	50	36DU1205	6	32
39248415	18	50	36DU1206	4	32
39249211	8	36	36DU4004	1	80
39258501	16	82	36DU4017	1	64
39258701	5	82	36DU4017	2	62
39260011	3	30	36DU4033	7	96
39268020	1	60	36DU4034	7	96

Parts Index



Part Number	Figure No.	Page No.	Part Number	Figure No.	Page No.
36DU4036	7	96	52DM0331	3	100
36DU4037	7	96	52DM0332	4	100
36DU4038	8	98	52DM0333	1	100
36DU4039	8	98	52DM0335	2	100
36DU4040	8	98	52DM0335	11	50
36DU4041	8	98	52DU0104	6	16
36DU4042	9	98	52DU0156	1	28
36DU4043	9	98	52DU0197	1	26
36DU4044	9	98	52DU0289	2	96
36DU4045	9	98	52DU0290	2	96
36DU4046	10	98	52DU0302	11	48
36DU4047	10	98	52DU0303	12	48
36DU4048	10	98	52DU0550	2	96
36DU4049	10	98	52DU0575	3	96
36DU4051	6	4	52DU0576	3	96
36DU4055	5	10	52DU0577	3	96
36DU4055	15	30	52DU0578	3	96
36DU4061	6	100	52DU0622	4	96
36DU4062	6	100	52DU0623	4	96
36DU4063	6	100	52DU0624	4	96
36DU4064	6	100	52DU0625	4	96
36DZ0008	4	60	52DU0626	5	96
36DZ0008	18	58	52DU0627	5	96
52DF0020	15	46	52DU0628	5	96
52DF0021	12	46	52DU0629	5	96
52DM0322	3	100	52DU0630	6	96
52DM0323	3	100	52DU0631	6	96
52DM0324	4	100	52DU0632	6	96
52DM0325	4	100	52DU0633	6	96
52DM0326	1	100	52DU0634	1	96
52DM0327	1	100	52DU0635	1	96
52DM0328	3	100	52DU0636	1	96
52DM0329	4	100	52DU0637	1	96
52DM0330	1	100	BA102006	3	20

Parts Index



Part Number	Figure No.	Page No.	Part Number	Figure No.	Page No.
CL201023	2	82	DD151009	7	60
DD101007	4	8	DD151009	17	58
DD101058	6	28	DD161013	10	50
DD101060	9	26	DD161022	9	74
DD101062	13	6	DD161051	8	50
DD101106	7	16	DD161052	12	42
DD101254	3	24	DD161053	1	42
DD101264	2	24	DD161078	1A	66
DD101309	1	12	DD161381	13	48
DD101318	3	38	DD181010	2	70
DD101325	7	26	DD181011	6	70
DD101343	13	2	DD181014	3	70
DD101347	7	2	DD181183	8	82
DD101349	9	2	DD181184	9	82
DD101350	8	2	DD181186	15	82
DD101366	7	36	DD181187	8	88
DD101475	16	12	DD181192	8	86
DD101481	15	2	DD181205	20	70
DD101487	10	6	DD181205	24	68
DD101492	5	30	DD181206	15	70
DD101493	8	30	DD181252	20	82
DD101517	12	26	DD191147	21	68
DD101521	5	2	DD201002	15	88
DD111011	14	38	DD201009	10	84
DD111012	16	38	DD201010	9	84
DD111018	11	38	DD201011	5	88
DD111036	11	38	DD201017	17	84
DD111041	1	38	DD201045	2	84
DD111048	15	38	DD201046	11	84
DD121168	20	32	DD201047	8	84
DD121171	11	32	DD201048	15	84
DD141227	7	72	DD201062	15	88
DD151008	10	60	DD201170	9	68
DD151008	14	58	DE181031	11	70

Parts Index



Part Number	Figure No.	Page No.	Part Number	Figure No.	Page No.
DF111020	2	38	DG101498	9	18
DF121003	1	22	DG141019	4	74
DF121023	1	34	DG151022	9	56
DF141115	5	40	DG161124	8	52
DF141120	1A	72	DH101066	13	10
DF141128	1	74	DH101067	15	10
DF151003	2	60	DH101195	9	10
DF151016	15	66	DH101264	11	20
DF161102	3	52	DH101607	5	36
DF161104	4	50	DH121038	16	34
DF161159	16	50	DH121101	13	32
DF161168	2	42	DH121102	14	32
DF161245	15	50	DH121103	6	34
DF161413	2	48	DH161178	9	48
DF161415	3	80	DH161194	8	48
DF161416	4	80	DJ161068	2	50
DF161425	1	48	DJ181115	7	44
DF181052	5	44	DJ201046	4	84
DF181085	13	70	DJ201051	5	84
DF181089	19	70	DJ221003	3	94
DF181090	4	44	DJ221004	4	94
DF181091	14	68	DL161017	9	74
DF181092	15	68	DL161048	1	52
DF181098	19	82	DL181010	4	82
DF181117	1	68	DL181080	7	70
DF191026	7	68	DL191020	2	76
DF191027	10	68	DM101098	4	14
DF191066	8	68	DM101099	8	14
DF201053	4	68	DM121004	14	34
DF201058	16	84	DM121007	5	34
DF201129	7	90	DM121014	13	34
DF201138	1	88	DM151025	3	54
DF221007	4A	94	DM151025	5	56
DF221037	3A	94	DM151028	6	54

Parts Index



Part Number	Figure No.	Page No.	Part Number	Figure No.	Page No.
DM151028	7	56	DS201025	9	90
DM151029	4	56	DU101005	1	10
DM161009	5	50	DU101010	11	10
DM161158	1	44	DU101038	12	24
DM171027	4	46	DU101041	7	10
DM181036	10	70	DU101045	15	24
DM181043	1	70	DU101050	1	24
DM191002	11	78	DU101056	3	6
DM191005	10	78	DU101057	2	32
DM191009	1	76	DU101058	17	2
DM191014	11	68	DU101066	4	6
DM191015	12	68	DU101067	2	6
DM191017	6	78	DU101073	1	16
DM201022	1	84	DU101074	4	16
DM201036	4	68	DU101075	2	18
DM201037	5	90	DU101078	1	6
DM211024	1A	40	DU101080	7	12
DM221001	2	92	DU101081	3	14
DM221001	7	34	DU101083	9	14
DM221013	1	92	DU101085	5	18
DM221017	1	94	DU101096	5	6
DM221019	7B	94	DU101109	4	30
DP101168	14	12	DU101113	13	16
DP101340	7	14	DU101185	9	16
DP121025	14	20	DU101190	3	4
DP161144	7	88	DU101191	1	4
DP161145	11	88	DU101206	3	36
DP161163	19	48	DU101208	1	2
DP161170	17	48	DU101213	11	12
DP211009	2	40	DU101216	1	20
DS151049	2	54	DU101218	1	8
DS151049	6	56	DU101220	1	18
DS151053	5	54	DU101223	10	18
DS151053	12	56	DU101228	9	32

Parts Index



Part Number	Figure No.	Page No.	Part Number	Figure No.	Page No.
DU101228	11	2	DU151026	3	56
DU101245	1	18	DU151026	11	56
DU101258	9	28	DU151029	11	62
DU101278	6	12	DU151029	20	64
DU101279	2	12	DU151031	8	60
DU101280	1	20	DU151034	4	54
DU111006	8	38	DU161008	4	50
DU121005	11	26	DU161024	9	44
DU121008	3	34	DU161032	6	52
DU121009	1	32	DU161093	5	42
DU121013	19	32	DU161094	6	42
DU121015	21	32	DU161098	3	50
DU121017	12	32	DU161102	5	74
DU121018	18	32	DU161119	11	74
DU121021	17	32	DU161120	1	44
DU121022	16	32	DU161144	4	48
DU121028	10	32	DU161196	8	44
DU121030	12	34	DU161235	5	48
DU121032	11	34	DU161266	4	48
DU141014	5	40	DU161268	5	48
DU141027	3	74	DU171017	11	46
DU141041	10	72	DU181031	18	82
DU141061	1	72	DU181032	8	74
DU141095	5	72	DU181032	11	72
DU141228	5	72	DU181032	22	70
DU151005	6	58	DU181047	14	82
DU151005	6	60	DU181067	1	70
DU151006	26	62	DU181070	3	82
DU151009	11	64	DU181107	1	68
DU151010	7	62	DU191023	4	76
DU151010	25	64	DU191024	7	76
DU151018	8	56	DU191025	5	76
DU151025	2	56	DU191029	3	76
DU151025	10	56	DU191030	3	66

Parts Index



Part Number	Figure No.	Page No.	Part Number	Figure No.	Page No.
DU191034	5	68	DX101050	9	12
DU191035	6	68	DX101051	8	12
DU191041	1	78	DX101052	12	12
DU191044	5	68	DX101053	10	10
DU191045	4	68	DX101055	1	30
DU191046	1	78	DX111005	1	38
DU191047	6	78	DX111006	2	38
DU191048	10	78	DX151081	1	62
DU191050	1	66	DX151081	6	64
DU201008	1	86	DX161056	7	48
DU201010	4	86	DZ101031	6	36
DU201012	6	86	DZ101034	13	20
DU201014	7	86	DZ101044	4	36
DU201023	1	88	DZ101046	2	26
DU201024	1	88	DZ111002	8	38
DU201029	6	84	DZ111012	12	38
DU201039	6	86	DZ141075	12	72
DU201040	7	86	DZ151012	5	58
DU201057	3	84	DZ151012	11	60
DU201060	7	84	DZ151027	9	58
DU201062	10	38	DZ151027	13	60
DU201063	13	90	DZ151040	8	58
DU201092	17	34	DZ151045	9	62
DU201104	5	90	DZ161143	7	74
DU201108	1	82	DZ161265	12	88
DU211001	1	40	DZ171016	4	46
DU221001	7	94	DZ191004	1	66
DU221002	1	94	DZ191014	7	78
DU221004	7A	94	DZ191019	9	78
DU221005	9	94	DZ201038	2	90
DX101035	14	30	DZ221003	2	94
DX101046	10	12	DZ221011	2	94
DX101048	3	12	FA101334	6	10
DX101049	5	12	FD181012	18	70

Parts Index



Part Number	Figure No.	Page No.	Part Number	Figure No.	Page No.
FD181019	16	68	YDU10001	1	36
FD181020	17	68	YDU10002	6	76
FD181030	2	68	YDU10003	4	76
FD181031	13	68	YDU10004	7	76
JA131606	21	58	YDU10005	9	76
JA131606	23	60	YDU10006	5	76
JK113008	18	48	YDU10007	6	76
JK122002	15	46			
JK122004	12	46			
JK122007	1	46			
JK131026	1	54			
KBCC0514	20	60			
KCGA0505	13	88			
KCGA1010	5	86			
KPBB6201	4	62			
KPBB6201	7B	64			
KPBB6301	3	62			
KPBB6301	71	64			
LAD00026	14	6			
LCA00011	14	46			
LDA00012	7	46			
PA231002	1	92			
PF171803	10	72			
PF232603	8	74			
PF232603	11	72			
PF232603	22	70			
YDM07001	1A	36			